

Fall 2015 exiting student survey report

MLIS Exiting Student Fall 2015

Response Rate: 13/19=68%

Q1a. Knowledge and Skills: Rate your understanding of:

Question	1 (very little)	2	3	4	5 (very much)	Total					
a. The historical development of the library and information science profession.	0.00%	0	0.00%	0	23.08%	3	69.23%	9	7.69%	1	13
b. The contributions of key historical figures in the library and information science profession.	0.00%	0	7.69%	1	53.85%	7	30.77%	4	7.69%	1	13
c. The traditional functions of libraries.	0.00%	0	0.00%	0	7.69%	1	15.38%	2	76.92%	10	13
d. What influences the creation of knowledge and information.	0.00%	0	0.00%	0	7.69%	1	53.85%	7	38.46%	5	13
e. The factors affecting the current library and information environment.	0.00%	0	0.00%	0	7.69%	1	38.46%	5	53.85%	7	13
f. The factors that influence dissemination of knowledge and information.	0.00%	0	0.00%	0	7.69%	1	53.85%	7	38.46%	5	13
g. Emerging roles for libraries.	0.00%	0	0.00%	0	15.38%	2	38.46%	5	46.15%	6	13
h. Selection criteria for choosing materials for a library collection.	7.69%	1	23.08%	3	23.08%	3	30.77%	4	15.38%	2	13
i. Acquisition procedures for a library collection.	7.69%	1	38.46%	5	30.77%	4	23.08%	3	0.00%	0	13
j. Organizational systems for making library materials accessible.	0.00%	0	15.38%	2	7.69%	1	46.15%	6	30.77%	4	13
k. Storage systems for recorded knowledge.	0.00%	0	23.08%	3	30.77%	4	15.38%	2	30.77%	4	13
l. How libraries interact with the broader society.	0.00%	0	0.00%	0	7.69%	1	38.46%	5	53.85%	7	13
m. The ways libraries cooperate with one another.	0.00%	0	0.00%	0	15.38%	2	76.92%	10	7.69%	1	13

Field	Minimum	Maximum	Mean	Std Deviation	Variance	Count	Bottom 3 Box	Top 3 Box
a. The historical development of the library	3.00	5.00	3.85	0.53	0.28	13	23.08%	100.00%

and information science profession.									
b. The contributions of key historical figures in the library and information science profession.	2.00	5.00	3.38	0.74	0.54	13	61.54%	92.31%	
c. The traditional functions of libraries.	3.00	5.00	4.69	0.61	0.37	13	7.69%	100.00%	
d. What influences the creation of knowledge and information.	3.00	5.00	4.31	0.61	0.37	13	7.69%	100.00%	
e. The factors affecting the current library and information environment.	3.00	5.00	4.46	0.63	0.40	13	7.69%	100.00%	
f. The factors that influence dissemination of knowledge and information.	3.00	5.00	4.31	0.61	0.37	13	7.69%	100.00%	
g. Emerging roles for libraries.	3.00	5.00	4.31	0.72	0.52	13	15.38%	100.00%	
h. Selection criteria for choosing materials for a library collection.	1.00	5.00	3.23	1.19	1.41	13	53.85%	69.23%	
i. Acquisition procedures for a library collection.	1.00	4.00	2.69	0.91	0.83	13	76.92%	53.85%	
j. Organizational systems for making library materials accessible.	2.00	5.00	3.92	1.00	0.99	13	23.08%	84.62%	
k. Storage systems for recorded knowledge.	2.00	5.00	3.54	1.15	1.33	13	53.85%	76.92%	
l. How libraries interact with the broader society.	3.00	5.00	4.46	0.63	0.40	13	7.69%	100.00%	
m. The ways libraries cooperate with one another.	3.00	5.00	3.92	0.47	0.22	13	15.38%	100.00%	

Q1b. Rate your ability to:

#	Question	1 (very little)	2	3	4	5 (very much)	Total					
1	a. Organize information.	0.00%	0	0.00%	0	46.15%	6	53.85%	7	13		
2	b. Retrieve information resources effectively.	0.00%	0	0.00%	0	38.46%	5	61.54%	8	13		
3	c. Choose appropriate resources to meet information needs.	0.00%	0	0.00%	0	53.85%	7	46.15%	6	13		
4	d. Use information resources and recorded knowledge to answer queries.	0.00%	0	0.00%	0	46.15%	6	53.85%	7	13		
5	e. Identify information needs of individuals.	0.00%	0	0.00%	0	46.15%	6	53.85%	7	13		
6	f. Identify information needs of organizations.	0.00%	0	0.00%	0	7.69%	1	53.85%	7	38.46%	5	13
7	g. Teach others to improve their information literacy skills.	0.00%	0	0.00%	0	15.38%	2	61.54%	8	23.08%	3	13
8	h. Work effectively within the organizational structure of an institution.	0.00%	0	0.00%	0	0.00%	0	38.46%	5	61.54%	8	13
9	i. Give a professional presentation.	0.00%	0	0.00%	0	0.00%	0	15.38%	2	84.62%	11	13
10	j. Articulate a philosophy of library service based on an understanding of the history and roles of libraries in society.	0.00%	0	0.00%	0	15.38%	2	23.08%	3	61.54%	8	13

Field	Minimum	Maximum	Mean	Std Deviation	Variance	Count	Bottom 3 Box	Top 3 Box
a. Organize information.	4.00	5.00	4.54	0.50	0.25	13	0.00%	100.00%
b. Retrieve information resources effectively.	4.00	5.00	4.62	0.49	0.24	13	0.00%	100.00%
c. Choose appropriate resources to meet information needs.	4.00	5.00	4.46	0.50	0.25	13	0.00%	100.00%
d. Use information resources and recorded knowledge to answer queries.	4.00	5.00	4.54	0.50	0.25	13	0.00%	100.00%
e. Identify information needs of individuals.	4.00	5.00	4.54	0.50	0.25	13	0.00%	100.00%
f. Identify information needs of organizations.	3.00	5.00	4.31	0.61	0.37	13	7.69%	100.00%
g. Teach others to improve their information literacy	3.00	5.00	4.08	0.62	0.38	13	15.38%	100.00%

skills.								
h. Work effectively within the organizational structure of an institution.	4.00	5.00	4.62	0.49	0.24	13	0.00%	100.00%
i. Give a professional presentation.	4.00	5.00	4.85	0.36	0.13	13	0.00%	100.00%
j. Articulate a philosophy of library service based on an understanding of the history and roles of libraries in society.	3.00	5.00	4.46	0.75	0.56	13	15.38%	100.00%

Q2. Ethics/Values: Rate your knowledge, ability and conduct.

#	Question	1 (very little)		2		3		4		5 (very much)		Total
1	a. I understand the role of the American Library Association Code of Ethics.	0.00%	0	0.00%	0	0.00%	0	30.77%	4	69.23%	9	13
2	b. I understand the key principles of intellectual freedom.	0.00%	0	0.00%	0	0.00%	0	30.77%	4	69.23%	9	13
3	c. I understand the role equal access to information plays in a democracy.	0.00%	0	0.00%	0	0.00%	0	15.38%	2	84.62%	11	13
4	d. I can critically evaluate alternative resolutions to ethical dilemmas.	0.00%	0	0.00%	0	7.69%	1	53.85%	7	38.46%	5	13
5	e. I review and discuss library ethical values on a regular basis.	0.00%	0	7.69%	1	15.38%	2	53.85%	7	23.08%	3	13
6	f. I speak up when I believe one of the ethical codes I hold is in danger of being violated.	0.00%	0	0.00%	0	7.69%	1	30.77%	4	61.54%	8	13
7	g. I apply the ethical values of librarianship routinely.	0.00%	0	7.69%	1	7.69%	1	15.38%	2	69.23%	9	13

Field	Minimum	Maximum	Mean	Std Deviation	Variance	Count	Bottom 3 Box	Top 3 Box
a. I understand the role of the American Library Association Code of Ethics.	4.00	5.00	4.69	0.46	0.21	13	0.00%	100.00%
b. I understand the key principles of intellectual freedom.	4.00	5.00	4.69	0.46	0.21	13	0.00%	100.00%
c. I understand the role equal access to information plays in a democracy.	4.00	5.00	4.85	0.36	0.13	13	0.00%	100.00%
d. I can critically evaluate alternative resolutions to ethical dilemmas.	3.00	5.00	4.31	0.61	0.37	13	7.69%	100.00%
e. I review and discuss library ethical values on a regular basis.	2.00	5.00	3.92	0.83	0.69	13	23.08%	92.31%
f. I speak up when I believe one of the ethical codes I hold is in danger of being violated.	3.00	5.00	4.54	0.63	0.40	13	7.69%	100.00%
g. I apply the ethical values of librarianship routinely.	2.00	5.00	4.46	0.93	0.86	13	15.38%	92.31%

Q3. Diversity: Rate your knowledge, ability and conduct.

#	Question	1 (very little)	2	3	4	5 (very much)	Total					
1	a. I can identify various kinds of institutional discrimination such as discrimination based on gender, age, race, disability, sexuality.	0.00%	0	0.00%	0	0.00%	0	38.46%	5	61.54%	8	13
2	b. I understand the impact of prejudicial attitudes and behaviors on library services.	0.00%	0	0.00%	0	0.00%	0	30.77%	4	69.23%	9	13
3	c. I understand my own biases in working with users and how these biases affect my treatment of people.	0.00%	0	0.00%	0	0.00%	0	53.85%	7	46.15%	6	13
4	d. I work effectively in a cross-cultural environment.	0.00%	0	0.00%	0	7.69%	1	30.77%	4	61.54%	8	13
5	e. I work to eliminate inequities in library and information services.	0.00%	0	0.00%	0	0.00%	0	46.15%	6	53.85%	7	13
6	f. I can articulate a philosophy of library service based on an understanding of the needs and profile of the user community.	0.00%	0	0.00%	0	0.00%	0	38.46%	5	61.54%	8	13

Field	Minimum	Maximum	Mean	Std Deviation	Variance	Count	Bottom 3 Box	Top 3 Box
a. I can identify various kinds of institutional discrimination such as discrimination based on gender, age, race, disability, sexuality.	4.00	5.00	4.62	0.49	0.24	13	0.00%	100.00%
b. I understand the impact of prejudicial attitudes and behaviors on library services.	4.00	5.00	4.69	0.46	0.21	13	0.00%	100.00%
c. I understand my own biases in working with users and how these biases affect my treatment of people.	4.00	5.00	4.46	0.50	0.25	13	0.00%	100.00%
d. I work effectively in a cross-cultural environment.	3.00	5.00	4.54	0.63	0.40	13	7.69%	100.00%
e. I work to eliminate inequities in library and information services.	4.00	5.00	4.54	0.50	0.25	13	0.00%	100.00%
f. I can articulate a philosophy of library service based on an understanding of the needs and profile of	4.00	5.00	4.62	0.49	0.24	13	0.00%	100.00%

the user community.



Q4. Technology: Rate your knowledge of the following.

#	Question	1 (very little)	2	3	4	5 (very much)	Total
1	a. How computerized library systems are structured and organized.	0.00%	0	0.00%	0	92.31%	12
2	b. How library databases are structured and organized.	0.00%	0	15.38%	2	76.92%	10
3	c. Uses of information and communications technology in library and information settings.	0.00%	0	0.00%	0	61.54%	8
4	d. Uses of assistive technology in library and information settings.	0.00%	0	46.15%	6	38.46%	5
5	e. How to apply technology consistent with professional ethics, laws and democratic principles.	0.00%	0	0.00%	0	76.92%	10
6	f. Choosing appropriate technologies to meet organizational needs.	0.00%	0	7.69%	1	61.54%	8
7	g. Evaluating the impact and efficacy of technology-based products and services.	0.00%	0	23.08%	3	69.23%	9
8	h. Principles of web site design, usability and accessibility.	0.00%	0	15.38%	2	23.08%	3
9	i. Issues and trends regarding the role of technology and the Internet in library and information services.	0.00%	0	0.00%	0	46.15%	6
10	j. How to communicate effectively online.	0.00%	0	0.00%	0	30.77%	4

Field	Minimum	Maximum	Mean	Std Deviation	Variance	Count	Bottom 3 Box	Top 3 Box
a. How computerized library systems are structured and organized.	4.00	5.00	4.08	0.27	0.07	13	0.00%	100.00%
b. How library databases are structured and organized.	3.00	5.00	3.92	0.47	0.22	13	15.38%	100.00%
c. Uses of information and communications technology in library and information settings.	4.00	5.00	4.38	0.49	0.24	13	0.00%	100.00%
d. Uses of assistive technology in library and information settings.	3.00	5.00	3.69	0.72	0.52	13	46.15%	100.00%

e. How to apply technology consistent with professional ethics, laws and democratic principles.	4.00	5.00	4.23	0.42	0.18	13	0.00%	100.00%
f. Choosing appropriate technologies to meet organizational needs.	3.00	5.00	4.23	0.58	0.33	13	7.69%	100.00%
g. Evaluating the impact and efficacy of technology-based products and services.	3.00	5.00	3.85	0.53	0.28	13	23.08%	100.00%
h. Principles of web site design, usability and accessibility.	3.00	5.00	4.46	0.75	0.56	13	15.38%	100.00%
i. Issues and trends regarding the role of technology and the Internet in library and information services.	4.00	5.00	4.54	0.50	0.25	13	0.00%	100.00%
j. How to communicate effectively online.	4.00	5.00	4.69	0.46	0.21	13	0.00%	100.00%

Q5. Research: Rate your knowledge of the following.

#	Question	1 (very little)	2	3	4	5 (very much)	Total					
1	a. Using library reference sources to find current research articles on a specific topic.	0.00%	0	0.00%	0	23.08%	3	76.92%	10	13		
2	b. Analyzing research articles and narrative documents to identify critical issues related to library practice.	0.00%	0	0.00%	0	7.69%	1	23.08%	3	69.23%	9	13
3	c. Judging the appropriateness of a research project's design.	0.00%	0	0.00%	0	23.08%	3	46.15%	6	30.77%	4	13
4	d. Simple statistics (means, frequency tables, and graphs).	0.00%	0	7.69%	1	15.38%	2	38.46%	5	38.46%	5	13
5	e. Identifying and using measurement tools to evaluate library effectiveness.	0.00%	0	0.00%	0	15.38%	2	61.54%	8	23.08%	3	13
6	f. Developing and carrying out a practice-focused research project (problem formulation, data collection and analysis, and reporting/dissemination).	0.00%	0	7.69%	1	15.38%	2	53.85%	7	23.08%	3	13
7	g. The ethical issues involved in research with human subjects.	0.00%	0	0.00%	0	7.69%	1	15.38%	2	76.92%	10	13
8	h. The limitations and problems of conducting research on human behavior.	0.00%	0	0.00%	0	7.69%	1	38.46%	5	53.85%	7	13

Field	Minimum	Maximum	Mean	Std Deviation	Variance	Count	Bottom 3 Box	Top 3 Box
a. Using library reference sources to find current research articles on a specific topic.	4.00	5.00	4.77	0.42	0.18	13	0.00%	100.00%
b. Analyzing research articles and narrative documents to identify critical issues related to library practice.	3.00	5.00	4.62	0.62	0.39	13	7.69%	100.00%
c. Judging the appropriateness of a research project's design.	3.00	5.00	4.08	0.73	0.53	13	23.08%	100.00%
d. Simple statistics (means, frequency tables, and graphs).	2.00	5.00	4.08	0.92	0.84	13	23.08%	92.31%
e. Identifying and using measurement tools to evaluate library effectiveness.	3.00	5.00	4.08	0.62	0.38	13	15.38%	100.00%

f. Developing and carrying out a practice-focused research project (problem formulation, data collection and analysis, and reporting/dissemination.	2.00	5.00	3.92	0.83	0.69	13	23.08%	92.31%
g. The ethical issues involved in research with human subjects.	3.00	5.00	4.69	0.61	0.37	13	7.69%	100.00%
h. The limitations and problems of conducting research on human behavior.	3.00	5.00	4.46	0.63	0.40	13	7.69%	100.00%

Q6. Leadership: Rate your knowledge, ability and conduct.

#	Question	1 (very little)	2	3	4	5 (very much)	Total					
1	a. I know my specific leadership strengths and limitations.	0.00%	0	0.00%	0	7.69%	1	23.08%	3	69.23%	9	13
2	b. I work effectively in a team environment.	0.00%	0	0.00%	0	0.00%	0	23.08%	3	76.92%	10	13
3	c. I can influence others to act.	0.00%	0	0.00%	0	7.69%	1	61.54%	8	30.77%	4	13
4	d. I am able to advocate effectively for libraries and information centers.	0.00%	0	0.00%	0	0.00%	0	38.46%	5	61.54%	8	13
5	e. I know when to challenge the status quo.	0.00%	0	0.00%	0	15.38%	2	46.15%	6	38.46%	5	13
6	f. I can determine an effective way to initiate organizational change.	0.00%	0	0.00%	0	38.46%	5	15.38%	2	46.15%	6	13

Field	Minimum	Maximum	Mean	Std Deviation	Variance	Count	Bottom 3 Box	Top 3 Box
a. I know my specific leadership strengths and limitations.	3.00	5.00	4.62	0.62	0.39	13	7.69%	100.00%
b. I work effectively in a team environment.	4.00	5.00	4.77	0.42	0.18	13	0.00%	100.00%
c. I can influence others to act.	3.00	5.00	4.23	0.58	0.33	13	7.69%	100.00%
d. I am able to advocate effectively for libraries and information centers.	4.00	5.00	4.62	0.49	0.24	13	0.00%	100.00%
e. I know when to challenge the status quo.	3.00	5.00	4.23	0.70	0.49	13	15.38%	100.00%
f. I can determine an effective way to initiate organizational change.	3.00	5.00	4.08	0.92	0.84	13	38.46%	100.00%

Q7. Professionalism: Rate your conduct.

#	Question	1 (very little)	2	3	4	5 (very much)	Total					
1	a. I set and implement short-term and long-term professional development goals.	0.00%	0	0.00%	0	7.69%	1	46.15%	6	46.15%	6	13
2	b. I routinely evaluate my need for continued professional learning.	0.00%	0	0.00%	0	7.69%	1	53.85%	7	38.46%	5	13
3	c. I participate in training to improve my knowledge and skills in librarianship and information science.	0.00%	0	0.00%	0	15.38%	2	46.15%	6	38.46%	5	13
4	d. I read professional library journals as a regular practice.	0.00%	0	15.38%	2	61.54%	8	23.08%	3	0.00%	0	13
5	e. I follow online discussions on topics related to library and information science.	0.00%	0	7.69%	1	30.77%	4	30.77%	4	30.77%	4	13
6	f. I am active in a professional library or information science organization.	0.00%	0	0.00%	0	30.77%	4	53.85%	7	15.38%	2	13

Field	Minimum	Maximum	Mean	Std Deviation	Variance	Count	Bottom 3 Box	Top 3 Box
a. I set and implement short-term and long-term professional development goals.	3.00	5.00	4.38	0.62	0.39	13	7.69%	100.00%
b. I routinely evaluate my need for continued professional learning.	3.00	5.00	4.31	0.61	0.37	13	7.69%	100.00%
c. I participate in training to improve my knowledge and skills in librarianship and information science.	3.00	5.00	4.23	0.70	0.49	13	15.38%	100.00%
d. I read professional library journals as a regular practice.	2.00	4.00	3.08	0.62	0.38	13	76.92%	84.62%
e. I follow online discussions on topics related to library and information science.	2.00	5.00	3.85	0.95	0.90	13	38.46%	92.31%
f. I am active in a professional library or information science organization.	3.00	5.00	3.85	0.66	0.44	13	30.77%	100.00%

Q8a. MLIS Program Student Learning Outcomes: How well did your St. Kate's MLIS education (including courses, internships, practicum, co-curricular programs/events/activities) enable you to do the following?

#	Question	1 (Not addressed)		Not well		Somewhat well		Well		5 (Extremely well)		Total
1	a. Identify and analyze information needs and opportunities of individuals and organizations.	0.00%	0	0.00%	0	7.69%	1	69.23%	9	23.08%	3	13
2	b. Demonstrate critical thinking by integrating relevant models, theories, research and practices.	0.00%	0	7.69%	1	0.00%	0	46.15%	6	46.15%	6	13
3	c. Demonstrate management, interpersonal and organizational skills.	0.00%	0	0.00%	0	23.08%	3	23.08%	3	53.85%	7	13
4	d. Demonstrate leadership and advocacy skills.	0.00%	0	7.69%	1	23.08%	3	30.77%	4	38.46%	5	13
5	e. Communicate knowledge from library and information studies and related fields.	0.00%	0	0.00%	0	7.69%	1	53.85%	7	38.46%	5	13
6	f. Demonstrate information technology fluency.	0.00%	0	0.00%	0	23.08%	3	53.85%	7	23.08%	3	13
7	g. Demonstrate understanding of the selection, acquisition, licensing, organization, preservation, retrieval and use of recorded knowledge and information resources.	0.00%	0	0.00%	0	38.46%	5	38.46%	5	23.08%	3	13
8	h. Promote and model the professional values of ethical responsibility, intellectual freedom and universal access to information.	0.00%	0	0.00%	0	23.08%	3	38.46%	5	38.46%	5	13
9	i. Demonstrate awareness of diverse groups and how to serve them effectively.	0.00%	0	7.69%	1	7.69%	1	38.46%	5	46.15%	6	13

10	j. Teach others to identify, analyze, organize and use information.	0.00%	0	7.69%	1	15.38%	2	46.15%	6	30.77%	4	13
11	k. Articulate a philosophy of service that demonstrates an understanding of the history, philosophy, principles, policies and ethics of library and information science and technology.	0.00%	0	0.00%	0	23.08%	3	38.46%	5	38.46%	5	13
12	l. Participate in ongoing professional development.	0.00%	0	0.00%	0	15.38%	2	61.54%	8	23.08%	3	13

Field	Minimum	Maximum	Mean	Std Deviation	Variance	Count	Bottom 3 Box	Top 3 Box
a. Identify and analyze information needs and opportunities of individuals and organizations.	3.00	5.00	4.15	0.53	0.28	13	7.69%	100.00%
b. Demonstrate critical thinking by integrating relevant models, theories, research and practices.	2.00	5.00	4.31	0.82	0.67	13	7.69%	92.31%
c. Demonstrate management, interpersonal and organizational skills.	3.00	5.00	4.31	0.82	0.67	13	23.08%	100.00%
d. Demonstrate leadership and advocacy skills.	2.00	5.00	4.00	0.96	0.92	13	30.77%	92.31%
e. Communicate knowledge from library and information studies and related fields.	3.00	5.00	4.31	0.61	0.37	13	7.69%	100.00%
f. Demonstrate information technology fluency.	3.00	5.00	4.00	0.68	0.46	13	23.08%	100.00%
g. Demonstrate understanding of the selection, acquisition, licensing, organization, preservation, retrieval and use of recorded knowledge and information resources.	3.00	5.00	3.85	0.77	0.59	13	38.46%	100.00%
h. Promote and model the professional values of ethical responsibility, intellectual freedom and universal access	3.00	5.00	4.15	0.77	0.59	13	23.08%	100.00%

to information.									
i. Demonstrate awareness of diverse groups and how to serve them effectively.	2.00	5.00	4.23	0.89	0.79	13	15.38%	92.31%	
j. Teach others to identify, analyze, organize and use information.	2.00	5.00	4.00	0.88	0.77	13	23.08%	92.31%	
k. Articulate a philosophy of service that demonstrates an understanding of the history, philosophy, principles, policies and ethics of library and information science and technology.	3.00	5.00	4.15	0.77	0.59	13	23.08%	100.00%	
l. Participate in ongoing professional development.	3.00	5.00	4.08	0.62	0.38	13	15.38%	100.00%	

Q 8b. MLIS Program Student Learning Outcomes: Please feel free to add comments to clarify your responses to Question 8a.

8b. MLIS Program Student Learning Outcomes: Please feel free to add comment...

I feel like a lot of this has to do with the specific classes you take in the program, since some classes and tracks focus more strongly on some skills than on others.

I feel the program is too rooted in traditional librarianship and not enough resources are being vetted to meet the needs to big data, KM, CIP, scientific data curation, ontology creation for specialized areas such as health care and STEM, ... I could go on. I so wanted the program to teach me the skills to move into large taxonomy and ontology management areas. Sadly, I have to figure out how to learn this on my own. I was really irked at the Internet Topic project we had to give in Web Design Fundamentals. The groups were tasked to provide an overview of a single subject. A high level overview and then focus on major issues. This kind of assignment is just not appropriate for a Masters Class. We should of had the option of narrowing our topics. It was just too expansive and pointless to start out at 50,000 feet. Knowing where to put the boundaries was really a challenge. Was it really necessary to go back to antiquity in giving the historical overview. That really pissed me off. For licensing and acquisition, it would of been nice to actually review actual contracts from the library. Overall the program did not teach how to evaluate technical information. It taught what basic descriptive statistics is. It did not teach how to interpret descriptive information in a practical sense or, how to use it.

Q9a. Please indicate how satisfied you were with each of the following during your MLIS program.

#	Question	1 (Very Dissatisfied)		Somewhat Dissatisfied		Somewhat Satisfied		4 (Very Satisfied)		Total
1	Academic advising	15.38%	2	15.38%	2	30.77%	4	38.46%	5	13
2	Career advising	7.69%	1	30.77%	4	53.85%	7	7.69%	1	13
3	St. Catherine Library services and collections	7.69%	1	0.00%	0	38.46%	5	53.85%	7	13
4	MLIS classroom facilities	7.69%	1	30.77%	4	38.46%	5	23.08%	3	13
5	MLIS classroom technology	7.69%	1	7.69%	1	53.85%	7	30.77%	4	13
6	Co-curricular programming/events sponsored by the Program, Student Groups, and others	7.69%	1	23.08%	3	46.15%	6	23.08%	3	13
7	Methods of course delivery (face-to-face or hybrid)	0.00%	0	0.00%	0	15.38%	2	84.62%	11	13
8	Usefulness of MLIS web site	15.38%	2	23.08%	3	53.85%	7	7.69%	1	13
9	Usefulness of online course software (i.e. D2L, PBWiki, other)	0.00%	0	23.08%	3	61.54%	8	15.38%	2	13
10	Course scheduling (evenings and weekends)	0.00%	0	7.69%	1	30.77%	4	61.54%	8	13

Field	Minimum	Maximum	Mean	Std Deviation	Variance	Count	Bottom 3 Box	Top 3 Box
Academic advising	1.00	4.00	2.92	1.07	1.15	13	61.54%	84.62%
Career advising	1.00	4.00	2.62	0.74	0.54	13	92.31%	92.31%
St. Catherine Library services and collections	1.00	4.00	3.38	0.84	0.70	13	46.15%	92.31%
MLIS classroom facilities	1.00	4.00	2.77	0.89	0.79	13	76.92%	92.31%
MLIS classroom technology	1.00	4.00	3.08	0.83	0.69	13	69.23%	92.31%
Co-curricular programming/events sponsored by the Program, Student Groups, and others	1.00	4.00	2.85	0.86	0.75	13	76.92%	92.31%
Methods of course delivery (face-to-face or hybrid)	3.00	4.00	3.85	0.36	0.13	13	15.38%	100.00%

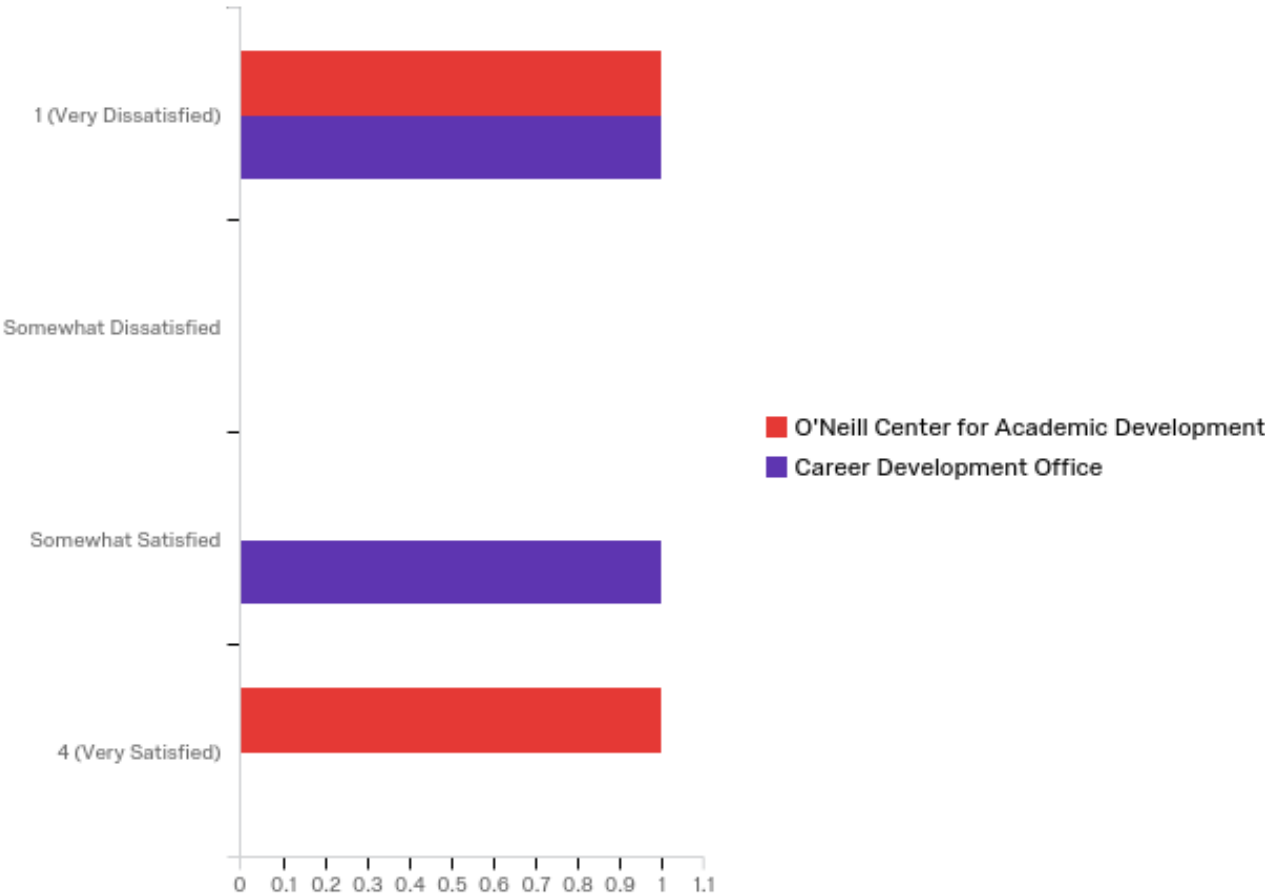
Usefulness of MLIS web site	1.00	4.00	2.54	0.84	0.71	13	92.31%	84.62%
Usefulness of online course software (i.e. D2L, PBWiki, other)	2.00	4.00	2.92	0.62	0.38	13	84.62%	100.00%
Course scheduling (evenings and weekends)	2.00	4.00	3.54	0.63	0.40	13	38.46%	100.00%

Q9b. Please indicate how satisfied you were with each of the following services offered during your MLIS program.

#	Question	1 (Very Dissatisfied)		Somewhat Dissatisfied		Somewhat Satisfied		4 (Very Satisfied)		Total
1	Usability of facilities by persons with disabilities	0.00%	0	0.00%	0	0.00%	0	100.00%	1	1
2	Usability of course technology by persons with disabilities	0.00%	0	0.00%	0	0.00%	0	100.00%	1	1

Field	Minimum	Maximum	Mean	Std Deviation	Variance	Count	Bottom 3 Box	Top 3 Box
Usability of facilities by persons with disabilities	4.00	4.00	4.00	0.00	0.00	1	0.00%	100.00%
Usability of course technology by persons with disabilities	4.00	4.00	4.00	0.00	0.00	1	0.00%	100.00%

Q9c. Please indicate how satisfied you were with each of the following services offered by the University during your MLIS Program.



#	Question	1 (Very Dissatisfied)	Somewhat Dissatisfied	Somewhat Satisfied	4 (Very Satisfied)	Total
1	O'Neill Center for Academic Development	50.00% 1	0.00% 0	0.00% 0	50.00% 1	2
2	Career Development Office	50.00% 1	0.00% 0	50.00% 1	0.00% 0	2

Q9c. Please feel free to add any suggestions or comments regarding the areas listed in 9a, 9b, 9c.

9c. Please feel free to add any suggestions or comments regarding the areas...

While I have had positive experiences and have built a strong LIS foundation in the program, I feel like communication (or the lack thereof) is a key challenge for the program. There were several instances where my experience was negatively and significantly impacted by poor communication from or with the department. I would also like to have seen the program offer more of a challenge to students. Finally, at times it felt like maintaining accreditation was valued over student learning. I'm hopeful that this was just a mistaken impression.

While I did not use the O'Neill Center myself, a friend in the program did for help on papers, and her experience was sub-par at best. I ended up helping her with a number of papers because the O'Neill Center was not giving her the academic help she needed. I feel like if the university is going to pay students to help with graduate level work the students should be able to edit a graduate level paper in a way that helps the assisted student to become a better writer.

Academic advisors were not very engaged, didn't provide much in the way of advice during meetings. Wish that there had been more collaboration with the library staff to see behind-the-scenes at our own institution; seemed like a great opportunity missed.

The program and career development office is so out of touch with the information field it is beyond an apology. I have a strong feeling the Deans do not give a shit about the MLIS program and they lack a fundamental understanding of how to help Information Professionals. It would have been really nice to work with serious content management solutions such as sharepoint in the program. The career development office could really spend some resources trying to help the info pros find work. Access to or discounts for a head hunting service would be nice.

Q10. In what year did you take your first course in the program?

10. In what year did you take your first course in the program?

2013

2012

2013

2011

2013

2012

2012

2013

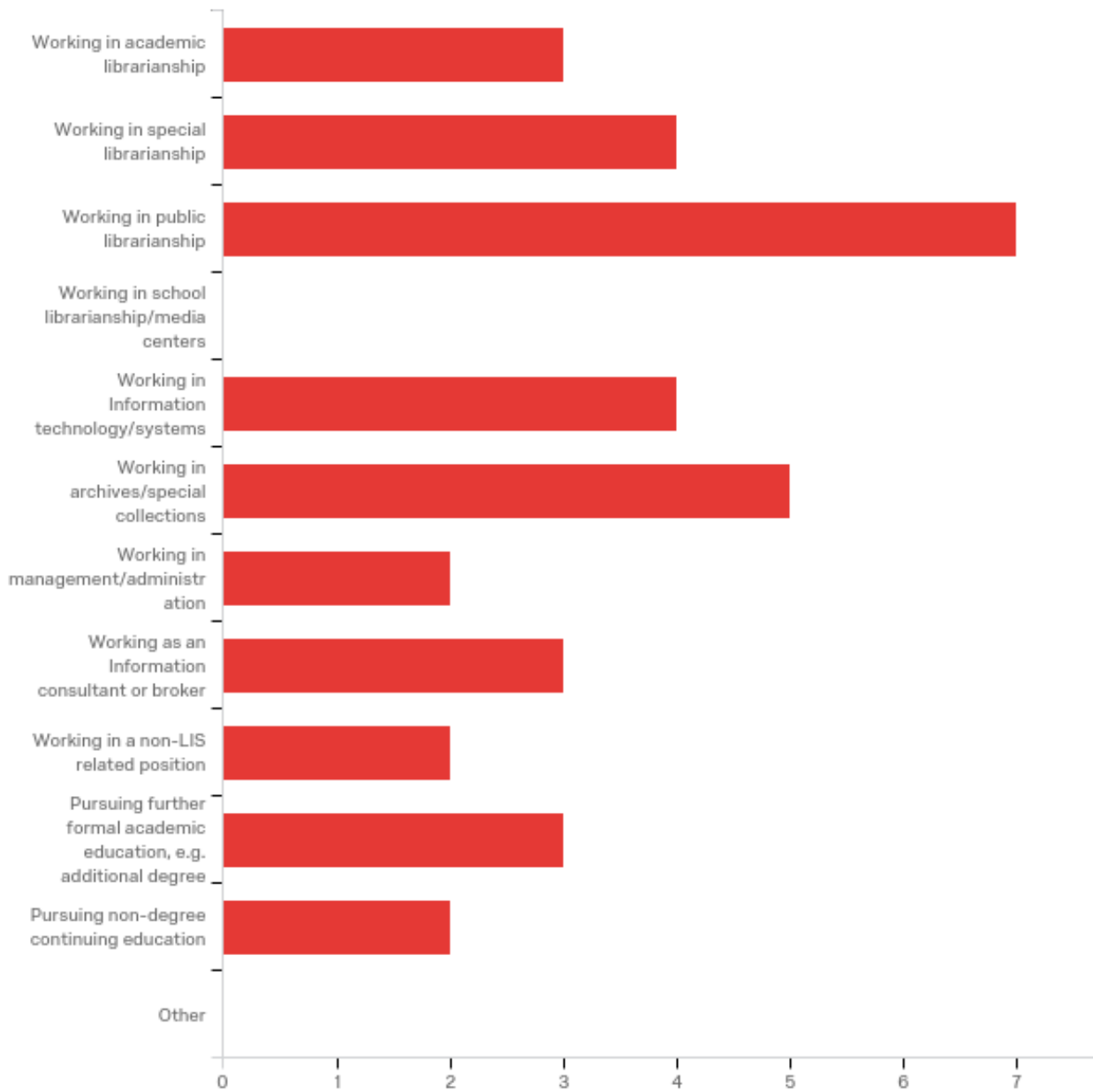
2013 (Fall)

2013

2011

2012

Q11. What do you plan to be doing five years after you receive your MLIS degree? Choose all that apply.



#	Answer	%	Count
1	Working in academic librarianship	23.08%	3
2	Working in special librarianship	30.77%	4
3	Working in public librarianship	53.85%	7
4	Working in school librarianship/media centers	0.00%	0

5	Working in Information technology/systems	30.77%	4
6	Working in archives/special collections	38.46%	5
7	Working in management/administration	15.38%	2
8	Working as an Information consultant or broker	23.08%	3
9	Working in a non-LIS related position	15.38%	2
10	Pursuing further formal academic education, e.g. additional degree	23.08%	3
11	Pursuing non-degree continuing education	15.38%	2
12	Other	0.00%	0
	Total	100%	13

Other

Other

Spring 2016 exiting student survey report

MLIS Exiting Student Spring 2016

Response Rate: 14/25=56%

Q1a. Knowledge and Skills: Rate your understanding of:

Question	1 (very little)		2		3		4		5 (very much)		Total
a. The historical development of the library and information science profession.	0.00%	0	0.00%	0	14.29%	2	35.71%	5	50.00%	7	14
b. The contributions of key historical figures in the library and information science profession.	0.00%	0	7.14%	1	35.71%	5	28.57%	4	28.57%	4	14
c. The traditional functions of libraries.	0.00%	0	0.00%	0	7.14%	1	35.71%	5	57.14%	8	14
d. What influences the creation of knowledge and information.	7.14%	1	0.00%	0	7.14%	1	57.14%	8	28.57%	4	14
e. The factors affecting the current library and information environment.	0.00%	0	7.14%	1	0.00%	0	28.57%	4	64.29%	9	14
f. The factors that influence dissemination of knowledge and information.	7.14%	1	0.00%	0	21.43%	3	21.43%	3	50.00%	7	14
g. Emerging roles for libraries.	0.00%	0	14.29%	2	14.29%	2	28.57%	4	42.86%	6	14
h. Selection criteria for choosing materials for a library collection.	7.14%	1	21.43%	3	14.29%	2	14.29%	2	42.86%	6	14
i. Acquisition procedures for a library collection.	7.14%	1	21.43%	3	35.71%	5	28.57%	4	7.14%	1	14
j. Organizational systems for making library materials accessible.	7.14%	1	7.14%	1	35.71%	5	35.71%	5	14.29%	2	14
k. Storage systems for recorded knowledge.	7.14%	1	14.29%	2	28.57%	4	35.71%	5	14.29%	2	14
l. How libraries interact with the broader society.	0.00%	0	0.00%	0	14.29%	2	28.57%	4	57.14%	8	14
m. The ways libraries cooperate with one another.	14.29%	2	14.29%	2	14.29%	2	28.57%	4	28.57%	4	14

Field	Minimum	Maximum	Mean	Std Deviation	Variance	Count	Bottom 3 Box	Top 3 Box
a. The historical development of the library and information science	3.00	5.00	4.36	0.72	0.52	14	14.29%	100.00%

profession.								
b. The contributions of key historical figures in the library and information science profession.	2.00	5.00	3.79	0.94	0.88	14	42.86%	92.86%
c. The traditional functions of libraries.	3.00	5.00	4.50	0.63	0.39	14	7.14%	100.00%
d. What influences the creation of knowledge and information.	1.00	5.00	4.00	1.00	1.00	14	14.29%	92.86%
e. The factors affecting the current library and information environment.	2.00	5.00	4.50	0.82	0.68	14	7.14%	92.86%
f. The factors that influence dissemination of knowledge and information.	1.00	5.00	4.07	1.16	1.35	14	28.57%	92.86%
g. Emerging roles for libraries.	2.00	5.00	4.00	1.07	1.14	14	28.57%	85.71%
h. Selection criteria for choosing materials for a library collection.	1.00	5.00	3.64	1.39	1.94	14	42.86%	71.43%
i. Acquisition procedures for a library collection.	1.00	5.00	3.07	1.03	1.07	14	64.29%	71.43%
j. Organizational systems for making library materials accessible.	1.00	5.00	3.43	1.05	1.10	14	50.00%	85.71%
k. Storage systems for recorded knowledge.	1.00	5.00	3.36	1.11	1.23	14	50.00%	78.57%
l. How libraries interact with the broader society.	3.00	5.00	4.43	0.73	0.53	14	14.29%	100.00%
m. The ways libraries cooperate with one another.	1.00	5.00	3.43	1.40	1.96	14	42.86%	71.43%

Q1b. Rate your ability to:

#	Question	1 (very little)	2	3	4	5 (very much)	Total
1	a. Organize information.	0.00% 0	0.00% 0	0.00% 0	71.43% 10	28.57% 4	14
2	b. Retrieve information resources effectively.	0.00% 0	0.00% 0	7.14% 1	50.00% 7	42.86% 6	14
3	c. Choose appropriate resources to meet information needs.	0.00% 0	0.00% 0	7.14% 1	42.86% 6	50.00% 7	14
4	d. Use information resources and recorded knowledge to answer queries.	0.00% 0	0.00% 0	0.00% 0	57.14% 8	42.86% 6	14
5	e. Identify information needs of individuals.	0.00% 0	0.00% 0	0.00% 0	57.14% 8	42.86% 6	14
6	f. Identify information needs of organizations.	7.14% 1	0.00% 0	21.43% 3	50.00% 7	21.43% 3	14
7	g. Teach others to improve their information literacy skills.	0.00% 0	7.14% 1	21.43% 3	42.86% 6	28.57% 4	14
8	h. Work effectively within the organizational structure of an institution.	0.00% 0	0.00% 0	21.43% 3	50.00% 7	28.57% 4	14
9	i. Give a professional presentation.	7.14% 1	0.00% 0	0.00% 0	50.00% 7	42.86% 6	14
10	j. Articulate a philosophy of library service based on an understanding of the history and roles of libraries in society.	7.14% 1	0.00% 0	7.14% 1	21.43% 3	64.29% 9	14

Field	Minimum	Maximum	Mean	Std Deviation	Variance	Count	Bottom 3 Box	Top 3 Box
a. Organize information.	4.00	5.00	4.29	0.45	0.20	14	0.00%	100.00%
b. Retrieve information resources effectively.	3.00	5.00	4.36	0.61	0.37	14	7.14%	100.00%
c. Choose appropriate resources to meet information needs.	3.00	5.00	4.43	0.62	0.39	14	7.14%	100.00%
d. Use information resources and recorded knowledge to answer queries.	4.00	5.00	4.43	0.49	0.24	14	0.00%	100.00%
e. Identify information needs of individuals.	4.00	5.00	4.43	0.49	0.24	14	0.00%	100.00%
f. Identify information needs of organizations.	1.00	5.00	3.79	1.01	1.03	14	28.57%	92.86%
g. Teach others to improve their information literacy	2.00	5.00	3.93	0.88	0.78	14	28.57%	92.86%

skills.								
h. Work effectively within the organizational structure of an institution.	3.00	5.00	4.07	0.70	0.49	14	21.43%	100.00%
i. Give a professional presentation.	1.00	5.00	4.21	1.01	1.03	14	7.14%	92.86%
j. Articulate a philosophy of library service based on an understanding of the history and roles of libraries in society.	1.00	5.00	4.36	1.11	1.23	14	14.29%	92.86%

Q2. Ethics/Values: Rate your knowledge, ability and conduct.

#	Question	1 (very little)	2	3	4	5 (very much)	Total					
1	a. I understand the role of the American Library Association Code of Ethics.	0.00%	0	7.14%	1	7.14%	1	21.43%	3	64.29%	9	14
2	b. I understand the key principles of intellectual freedom.	0.00%	0	0.00%	0	7.14%	1	35.71%	5	57.14%	8	14
3	c. I understand the role equal access to information plays in a democracy.	0.00%	0	0.00%	0	7.14%	1	28.57%	4	64.29%	9	14
4	d. I can critically evaluate alternative resolutions to ethical dilemmas.	0.00%	0	7.14%	1	7.14%	1	42.86%	6	42.86%	6	14
5	e. I review and discuss library ethical values on a regular basis.	14.29%	2	21.43%	3	14.29%	2	14.29%	2	35.71%	5	14
6	f. I speak up when I believe one of the ethical codes I hold is in danger of being violated.	7.14%	1	0.00%	0	21.43%	3	35.71%	5	35.71%	5	14
7	g. I apply the ethical values of librarianship routinely.	7.14%	1	0.00%	0	14.29%	2	42.86%	6	35.71%	5	14

Field	Minimum	Maximum	Mean	Std Deviation	Variance	Count	Bottom 3 Box	Top 3 Box
a. I understand the role of the American Library Association Code of Ethics.	2.00	5.00	4.43	0.90	0.82	14	14.29%	92.86%
b. I understand the key principles of intellectual freedom.	3.00	5.00	4.50	0.63	0.39	14	7.14%	100.00%
c. I understand the role equal access to information plays in a democracy.	3.00	5.00	4.57	0.62	0.39	14	7.14%	100.00%
d. I can critically evaluate alternative resolutions to ethical dilemmas.	2.00	5.00	4.21	0.86	0.74	14	14.29%	92.86%
e. I review and discuss library ethical values on a regular basis.	1.00	5.00	3.36	1.49	2.23	14	50.00%	64.29%
f. I speak up when I believe one of the ethical codes I hold is in danger of being violated.	1.00	5.00	3.93	1.10	1.21	14	28.57%	92.86%
g. I apply the ethical values of librarianship routinely.	1.00	5.00	4.00	1.07	1.14	14	21.43%	92.86%

Q3. Diversity: Rate your knowledge, ability and conduct.

#	Question	1 (very little)	2	3	4	5 (very much)	Total
1	a. I can identify various kinds of institutional discrimination such as discrimination based on gender, age, race, disability, sexuality.	0.00%	0	7.14%	35.71%	57.14%	14
2	b. I understand the impact of prejudicial attitudes and behaviors on library services.	0.00%	0	7.14%	21.43%	71.43%	14
3	c. I understand my own biases in working with users and how these biases affect my treatment of people.	0.00%	0	14.29%	21.43%	57.14%	14
4	d. I work effectively in a cross-cultural environment.	0.00%	0	14.29%	42.86%	35.71%	14
5	e. I work to eliminate inequities in library and information services.	7.14%	1	0.00%	28.57%	42.86%	14
6	f. I can articulate a philosophy of library service based on an understanding of the needs and profile of the user community.	0.00%	0	7.14%	35.71%	50.00%	14

Field	Minimum	Maximum	Mean	Std Deviation	Variance	Count	Bottom 3 Box	Top 3 Box
a. I can identify various kinds of institutional discrimination such as discrimination based on gender, age, race, disability, sexuality.	3.00	5.00	4.50	0.63	0.39	14	7.14%	100.00%
b. I understand the impact of prejudicial attitudes and behaviors on library services.	3.00	5.00	4.64	0.61	0.37	14	7.14%	100.00%
c. I understand my own biases in working with users and how these biases affect my treatment of people.	2.00	5.00	4.29	0.96	0.92	14	21.43%	92.86%
d. I work effectively in a cross-cultural environment.	2.00	5.00	4.07	0.88	0.78	14	21.43%	92.86%
e. I work to eliminate inequities in library and information services.	1.00	5.00	4.00	1.13	1.29	14	28.57%	92.86%
f. I can articulate a philosophy of library service based on an understanding	2.00	5.00	4.29	0.88	0.78	14	14.29%	92.86%

of the needs and profile of
the user community.



Q4. Technology: Rate your knowledge of the following.

#	Question	1 (very little)	2	3	4	5 (very much)	Total					
1	a. How computerized library systems are structured and organized.	7.14%	1	0.00%	0	14.29%	2	57.14%	8	21.43%	3	14
2	b. How library databases are structured and organized.	7.14%	1	0.00%	0	28.57%	4	57.14%	8	7.14%	1	14
3	c. Uses of information and communications technology in library and information settings.	0.00%	0	7.14%	1	35.71%	5	28.57%	4	28.57%	4	14
4	d. Uses of assistive technology in library and information settings.	14.29%	2	21.43%	3	28.57%	4	14.29%	2	21.43%	3	14
5	e. How to apply technology consistent with professional ethics, laws and democratic principles.	7.14%	1	0.00%	0	14.29%	2	50.00%	7	28.57%	4	14
6	f. Choosing appropriate technologies to meet organizational needs.	7.14%	1	0.00%	0	21.43%	3	35.71%	5	35.71%	5	14
7	g. Evaluating the impact and efficacy of technology-based products and services.	7.14%	1	7.14%	1	14.29%	2	50.00%	7	21.43%	3	14
8	h. Principles of web site design, usability and accessibility.	0.00%	0	14.29%	2	7.14%	1	42.86%	6	35.71%	5	14
9	i. Issues and trends regarding the role of technology and the Internet in library and information services.	0.00%	0	0.00%	0	14.29%	2	28.57%	4	57.14%	8	14
10	j. How to communicate effectively online.	0.00%	0	0.00%	0	7.14%	1	28.57%	4	64.29%	9	14

Field	Minimum	Maximum	Mean	Std Deviation	Variance	Count	Bottom 3 Box	Top 3 Box
a. How computerized library systems are structured and organized.	1.00	5.00	3.86	0.99	0.98	14	21.43%	92.86%
b. How library databases are structured and organized.	1.00	5.00	3.57	0.90	0.82	14	35.71%	92.86%
c. Uses of information and communications technology in library and information settings.	2.00	5.00	3.79	0.94	0.88	14	42.86%	92.86%
d. Uses of assistive technology in library and	1.00	5.00	3.07	1.33	1.78	14	64.29%	64.29%

information settings.									
e. How to apply technology consistent with professional ethics, laws and democratic principles.	1.00	5.00	3.93	1.03	1.07	14	21.43%	92.86%	
f. Choosing appropriate technologies to meet organizational needs.	1.00	5.00	3.93	1.10	1.21	14	28.57%	92.86%	
g. Evaluating the impact and efficacy of technology-based products and services.	1.00	5.00	3.71	1.10	1.20	14	28.57%	85.71%	
h. Principles of web site design, usability and accessibility.	2.00	5.00	4.00	1.00	1.00	14	21.43%	85.71%	
i. Issues and trends regarding the role of technology and the Internet in library and information services.	3.00	5.00	4.43	0.73	0.53	14	14.29%	100.00%	
j. How to communicate effectively online.	3.00	5.00	4.57	0.62	0.39	14	7.14%	100.00%	

Q5. Research: Rate your knowledge of the following.

#	Question	1 (very little)	2	3	4	5 (very much)	Total					
1	a. Using library reference sources to find current research articles on a specific topic.	0.00%	0	0.00%	0	21.43%	3	78.57%	11	14		
2	b. Analyzing research articles and narrative documents to identify critical issues related to library practice.	0.00%	0	0.00%	0	7.14%	1	21.43%	3	71.43%	10	14
3	c. Judging the appropriateness of a research project's design.	0.00%	0	0.00%	0	14.29%	2	50.00%	7	35.71%	5	14
4	d. Simple statistics (means, frequency tables, and graphs).	0.00%	0	7.14%	1	7.14%	1	42.86%	6	42.86%	6	14
5	e. Identifying and using measurement tools to evaluate library effectiveness.	0.00%	0	0.00%	0	14.29%	2	57.14%	8	28.57%	4	14
6	f. Developing and carrying out a practice-focused research project (problem formulation, data collection and analysis, and reporting/dissemination).	0.00%	0	7.14%	1	14.29%	2	28.57%	4	50.00%	7	14
7	g. The ethical issues involved in research with human subjects.	0.00%	0	0.00%	0	7.14%	1	28.57%	4	64.29%	9	14
8	h. The limitations and problems of conducting research on human behavior.	0.00%	0	0.00%	0	0.00%	0	35.71%	5	64.29%	9	14

Field	Minimum	Maximum	Mean	Std Deviation	Variance	Count	Bottom 3 Box	Top 3 Box
a. Using library reference sources to find current research articles on a specific topic.	4.00	5.00	4.79	0.41	0.17	14	0.00%	100.00%
b. Analyzing research articles and narrative documents to identify critical issues related to library practice.	3.00	5.00	4.64	0.61	0.37	14	7.14%	100.00%
c. Judging the appropriateness of a research project's design.	3.00	5.00	4.21	0.67	0.45	14	14.29%	100.00%
d. Simple statistics (means, frequency tables, and graphs).	2.00	5.00	4.21	0.86	0.74	14	14.29%	92.86%
e. Identifying and using measurement tools to evaluate library effectiveness.	3.00	5.00	4.14	0.64	0.41	14	14.29%	100.00%

f. Developing and carrying out a practice-focused research project (problem formulation, data collection and analysis, and reporting/dissemination.	2.00	5.00	4.21	0.94	0.88	14	21.43%	92.86%
g. The ethical issues involved in research with human subjects.	3.00	5.00	4.57	0.62	0.39	14	7.14%	100.00%
h. The limitations and problems of conducting research on human behavior.	4.00	5.00	4.64	0.48	0.23	14	0.00%	100.00%

Q6. Leadership: Rate your knowledge, ability and conduct.

#	Question	1 (very little)	2	3	4	5 (very much)	Total					
1	a. I know my specific leadership strengths and limitations.	0.00%	0	0.00%	0	14.29%	2	57.14%	8	28.57%	4	14
2	b. I work effectively in a team environment.	0.00%	0	7.14%	1	0.00%	0	57.14%	8	35.71%	5	14
3	c. I can influence others to act.	7.14%	1	0.00%	0	7.14%	1	64.29%	9	21.43%	3	14
4	d. I am able to advocate effectively for libraries and information centers.	7.14%	1	0.00%	0	0.00%	0	50.00%	7	42.86%	6	14
5	e. I know when to challenge the status quo.	0.00%	0	7.14%	1	28.57%	4	42.86%	6	21.43%	3	14
6	f. I can determine an effective way to initiate organizational change.	7.14%	1	0.00%	0	14.29%	2	57.14%	8	21.43%	3	14

Field	Minimum	Maximum	Mean	Std Deviation	Variance	Count	Bottom 3 Box	Top 3 Box
a. I know my specific leadership strengths and limitations.	3.00	5.00	4.14	0.64	0.41	14	14.29%	100.00%
b. I work effectively in a team environment.	2.00	5.00	4.21	0.77	0.60	14	7.14%	92.86%
c. I can influence others to act.	1.00	5.00	3.93	0.96	0.92	14	14.29%	92.86%
d. I am able to advocate effectively for libraries and information centers.	1.00	5.00	4.21	1.01	1.03	14	7.14%	92.86%
e. I know when to challenge the status quo.	2.00	5.00	3.79	0.86	0.74	14	35.71%	92.86%
f. I can determine an effective way to initiate organizational change.	1.00	5.00	3.86	0.99	0.98	14	21.43%	92.86%

Q7. Professionalism: Rate your conduct.

#	Question	1 (very little)	2	3	4	5 (very much)	Total					
1	a. I set and implement short-term and long-term professional development goals.	7.14%	1	0.00%	0	7.14%	1	50.00%	7	35.71%	5	14
2	b. I routinely evaluate my need for continued professional learning.	0.00%	0	0.00%	0	14.29%	2	35.71%	5	50.00%	7	14
3	c. I participate in training to improve my knowledge and skills in librarianship and information science.	7.14%	1	7.14%	1	14.29%	2	28.57%	4	42.86%	6	14
4	d. I read professional library journals as a regular practice.	14.29%	2	14.29%	2	35.71%	5	21.43%	3	14.29%	2	14
5	e. I follow online discussions on topics related to library and information science.	14.29%	2	21.43%	3	7.14%	1	28.57%	4	28.57%	4	14
6	f. I am active in a professional library or information science organization.	28.57%	4	0.00%	0	21.43%	3	7.14%	1	42.86%	6	14

Field	Minimum	Maximum	Mean	Std Deviation	Variance	Count	Bottom 3 Box	Top 3 Box
a. I set and implement short-term and long-term professional development goals.	1.00	5.00	4.07	1.03	1.07	14	14.29%	92.86%
b. I routinely evaluate my need for continued professional learning.	3.00	5.00	4.36	0.72	0.52	14	14.29%	100.00%
c. I participate in training to improve my knowledge and skills in librarianship and information science.	1.00	5.00	3.93	1.22	1.49	14	28.57%	85.71%
d. I read professional library journals as a regular practice.	1.00	5.00	3.07	1.22	1.49	14	64.29%	71.43%
e. I follow online discussions on topics related to library and information science.	1.00	5.00	3.36	1.44	2.09	14	42.86%	64.29%
f. I am active in a professional library or information science organization.	1.00	5.00	3.36	1.67	2.80	14	50.00%	71.43%

Q8a. MLIS Program Student Learning Outcomes: How well did your St. Kate's MLIS education (including courses, internships, practicum, co-curricular programs/events/activities) enable you to do the following?

#	Question	1 (Not addressed)		Not well		Somewhat well		Well		5 (Extremely well)		Total
1	a. Identify and analyze information needs and opportunities of individuals and organizations.	0.00%	0	7.14%	1	14.29%	2	42.86%	6	35.71%	5	14
2	b. Demonstrate critical thinking by integrating relevant models, theories, research and practices.	0.00%	0	7.14%	1	21.43%	3	35.71%	5	35.71%	5	14
3	c. Demonstrate management, interpersonal and organizational skills.	0.00%	0	7.14%	1	21.43%	3	28.57%	4	42.86%	6	14
4	d. Demonstrate leadership and advocacy skills.	0.00%	0	7.14%	1	21.43%	3	42.86%	6	28.57%	4	14
5	e. Communicate knowledge from library and information studies and related fields.	0.00%	0	0.00%	0	21.43%	3	35.71%	5	42.86%	6	14
6	f. Demonstrate information technology fluency.	0.00%	0	7.14%	1	35.71%	5	35.71%	5	21.43%	3	14
7	g. Demonstrate understanding of the selection, acquisition, licensing, organization, preservation, retrieval and use of recorded knowledge and information resources.	0.00%	0	21.43%	3	14.29%	2	14.29%	2	50.00%	7	14
8	h. Promote and model the professional values of ethical responsibility, intellectual freedom and universal access to information.	0.00%	0	0.00%	0	7.14%	1	42.86%	6	50.00%	7	14
9	i. Demonstrate awareness of diverse groups and how to serve them effectively.	0.00%	0	14.29%	2	0.00%	0	35.71%	5	50.00%	7	14

10	j. Teach others to identify, analyze, organize and use information.	0.00%	0	7.14%	1	14.29%	2	28.57%	4	50.00%	7	14
11	k. Articulate a philosophy of service that demonstrates an understanding of the history, philosophy, principles, policies and ethics of library and information science and technology.	0.00%	0	7.14%	1	7.14%	1	28.57%	4	57.14%	8	14
12	l. Participate in ongoing professional development.	7.14%	1	14.29%	2	21.43%	3	21.43%	3	35.71%	5	14

Field	Minimum	Maximum	Mean	Std Deviation	Variance	Count	Bottom 3 Box	Top 3 Box
a. Identify and analyze information needs and opportunities of individuals and organizations.	2.00	5.00	4.07	0.88	0.78	14	21.43%	92.86%
b. Demonstrate critical thinking by integrating relevant models, theories, research and practices.	2.00	5.00	4.00	0.93	0.86	14	28.57%	92.86%
c. Demonstrate management, interpersonal and organizational skills.	2.00	5.00	4.07	0.96	0.92	14	28.57%	92.86%
d. Demonstrate leadership and advocacy skills.	2.00	5.00	3.93	0.88	0.78	14	28.57%	92.86%
e. Communicate knowledge from library and information studies and related fields.	3.00	5.00	4.21	0.77	0.60	14	21.43%	100.00%
f. Demonstrate information technology fluency.	2.00	5.00	3.71	0.88	0.78	14	42.86%	92.86%
g. Demonstrate understanding of the selection, acquisition, licensing, organization, preservation, retrieval and use of recorded knowledge and information resources.	2.00	5.00	3.93	1.22	1.49	14	35.71%	78.57%
h. Promote and model the professional values of ethical responsibility, intellectual	3.00	5.00	4.43	0.62	0.39	14	7.14%	100.00%

freedom and universal access to information.									
i. Demonstrate awareness of diverse groups and how to serve them effectively.	2.00	5.00	4.21	1.01	1.03	14	14.29%	85.71%	
j. Teach others to identify, analyze, organize and use information.	2.00	5.00	4.21	0.94	0.88	14	21.43%	92.86%	
k. Articulate a philosophy of service that demonstrates an understanding of the history, philosophy, principles, policies and ethics of library and information science and technology.	2.00	5.00	4.36	0.89	0.80	14	14.29%	92.86%	
l. Participate in ongoing professional development.	1.00	5.00	3.64	1.29	1.66	14	42.86%	78.57%	

Q8b. MLIS Program Student Learning Outcomes: Please feel free to add comments to clarify your responses to Question 8a.

8b. MLIS Program Student Learning Outcomes: Please feel free to add comment...

Some outcomes were not addressed in full, or mentioned briefly in a handful of classes. Those outcomes did not feel like part of a cohesive philosophical underpinning for the program.

I know some students hate it, but don't ever get rid of research methods. It's imperative that the program have some sort of common, theoretical, grounding for how we conduct inquiry and research as a field. Otherwise, it's just a bunch of people talking vaguely about library related things.

Did not feel like the program taught me very much, though experiences I sought out on my own did.

Q9a. Please indicate how satisfied you were with each of the following during your MLIS program.

#	Question	1(Very Dissatisfied)	Somewhat Dissatisfied	Somewhat Satisfied	4 (Very Satisfied)	Total
1	Academic advising	0.00% 0	7.69% 1	38.46% 5	53.85% 7	13
2	Career advising	7.14% 1	35.71% 5	35.71% 5	21.43% 3	14
3	St. Catherine Library services and collections	0.00% 0	0.00% 0	42.86% 6	57.14% 8	14
4	MLIS classroom facilities	7.14% 1	21.43% 3	35.71% 5	35.71% 5	14
5	MLIS classroom technology	7.14% 1	7.14% 1	42.86% 6	42.86% 6	14
6	Co-curricular programming/events sponsored by the Program, Student Groups, and others	0.00% 0	28.57% 4	42.86% 6	28.57% 4	14
7	Methods of course delivery (face-to-face or hybrid)	0.00% 0	7.14% 1	28.57% 4	64.29% 9	14
8	Usefulness of MLIS web site	28.57% 4	28.57% 4	28.57% 4	14.29% 2	14
9	Usefulness of online course software (i.e. D2L, PBWiki, other)	7.14% 1	64.29% 9	14.29% 2	14.29% 2	14
10	Course scheduling (evenings and weekends)	0.00% 0	14.29% 2	35.71% 5	50.00% 7	14

Field	Minimum	Maximum	Mean	Std Deviation	Variance	Count	Bottom 3 Box	Top 3 Box
Academic advising	2.00	4.00	3.46	0.63	0.40	13	46.15%	100.00%
Career advising	1.00	4.00	2.71	0.88	0.78	14	78.57%	92.86%
St. Catherine Library services and collections	3.00	4.00	3.57	0.49	0.24	14	42.86%	100.00%
MLIS classroom facilities	1.00	4.00	3.00	0.93	0.86	14	64.29%	92.86%
MLIS classroom technology	1.00	4.00	3.21	0.86	0.74	14	57.14%	92.86%
Co-curricular programming/events sponsored by the Program, Student Groups, and others	2.00	4.00	3.00	0.76	0.57	14	71.43%	100.00%
Methods of course delivery (face-to-face or hybrid)	2.00	4.00	3.57	0.62	0.39	14	35.71%	100.00%

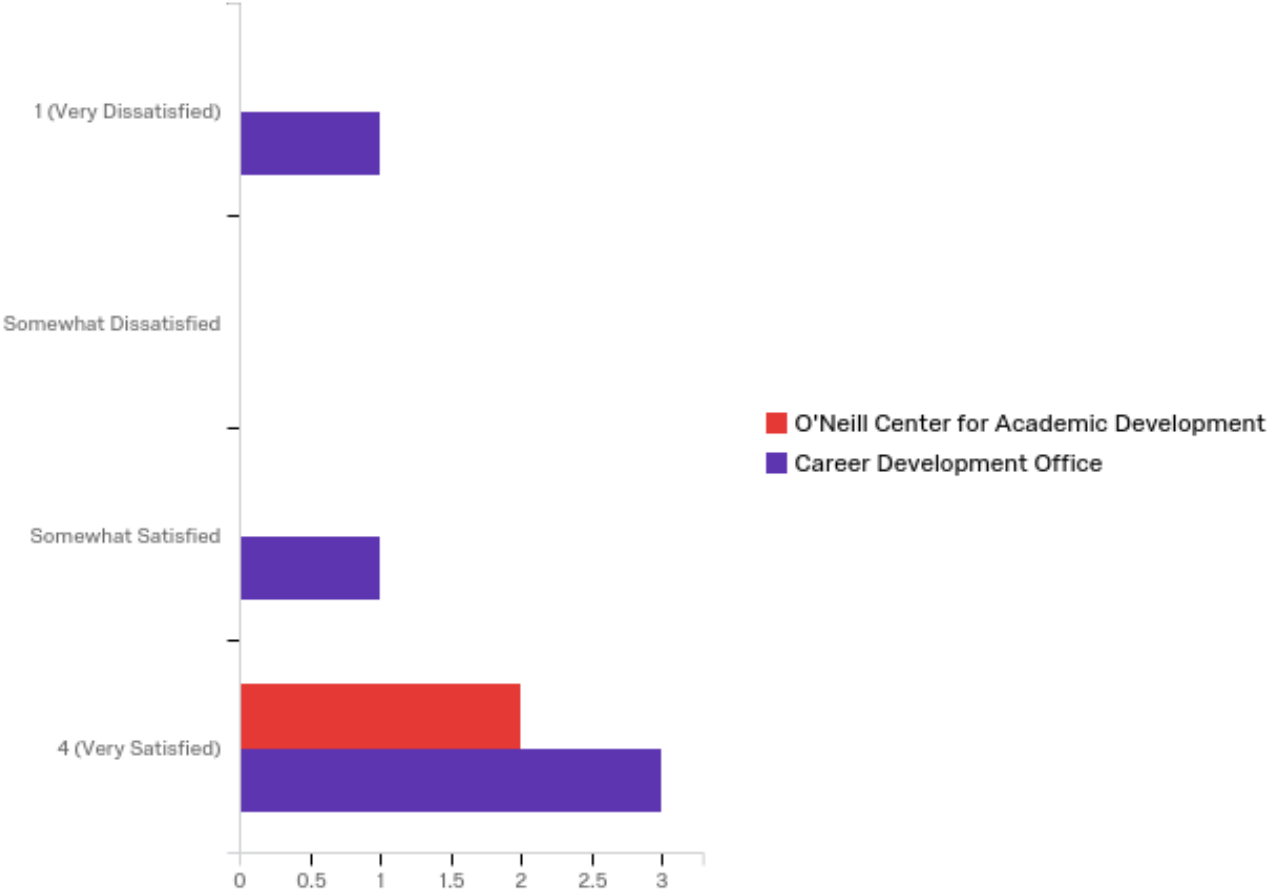
Usefulness of MLIS web site	1.00	4.00	2.29	1.03	1.06	14	85.71%	71.43%
Usefulness of online course software (i.e. D2L, PBWiki, other)	1.00	4.00	2.36	0.81	0.66	14	85.71%	92.86%
Course scheduling (evenings and weekends)	2.00	4.00	3.36	0.72	0.52	14	50.00%	100.00%

Q 9b. Please indicate how satisfied you were with each of the following services offered during your MLIS program.

#	Question	1 (Very Dissatisfied)		Somewhat Dissatisfied		Somewhat Satisfied		4 (Very Satisfied)		Total
1	Usability of facilities by persons with disabilities	0.00%	0	100.00%	1	0.00%	0	0.00%	0	1
2	Usability of course technology by persons with disabilities	0.00%	0	0.00%	0	0.00%	0	0.00%	0	0

Field	Minimum	Maximum	Mean	Std Deviation	Variance	Count	Bottom 3 Box	Top 3 Box
Usability of facilities by persons with disabilities	2.00	2.00	2.00	0.00	0.00	1	100.00%	100.00%
Usability of course technology by persons with disabilities	0.00	0.00	0.00	0.00	0.00	0	0.00%	0.00%

Q9c. Please indicate how satisfied you were with each of the following services offered by the University during your MLIS Program.



#	Question	1 (Very Dissatisfied)		Somewhat Dissatisfied		Somewhat Satisfied		4 (Very Satisfied)	Total
1	O'Neill Center for Academic Development	0.00%	0	0.00%	0	0.00%	0	100.00%	2
2	Career Development Office	20.00%	1	0.00%	0	20.00%	1	60.00%	3

Q9c. Please feel free to add any suggestions or comments regarding the areas listed in 9a, 9b, 9c.

9c. Please feel free to add any suggestions or comments regarding the areas...

Look into creating partnerships with libraries outside of St. Kates to help direct students who want hands on and practical experience.

D2L is truly awful. Wikis are slightly better, but also awful. The classrooms were generally uncomfortable, arranged awkwardly, and not super pleasant to sit in for 3+ hours at a time.

I was pretty dissatisfied with advising because i didn't have a good connection from my official advisor, but I found advising elsewhere in informal relationships

The website has been down for way too long and when it was up the data was stale; the 'career' events I attended that were put on by the MLIS department - cover letters, resumes, etc. was not helpful. If you can't do that well, I would recommend partnering with the career center.

Never made use of these services, so that is on me as a student. Admittedly, i never saw a real benefit from them that I could not have foudn elsewhere just as easily.

9a. (1) I'd highly recommend pairing students with advisers based on library track (i.e. academic, public, or school) at the outset, when at all possible. My adviser wasn't in my area of focus and I didn't realize we could change adviser's until much too late. The adviser I had was great, but I never really felt like I developed the relationship with this adviser that I had with other professors in my area. (2) I think more could be done with resumes/cover letters/mock interviews for graduating students. I wouldn't mind the practicum course meeting a couple extra days if it meant covering this stuff more in depth (we did do resumes and cover letters, but really didn't discuss interviews at all). I know there was a one night session covering this, but my schedule didn't allow me to attend.

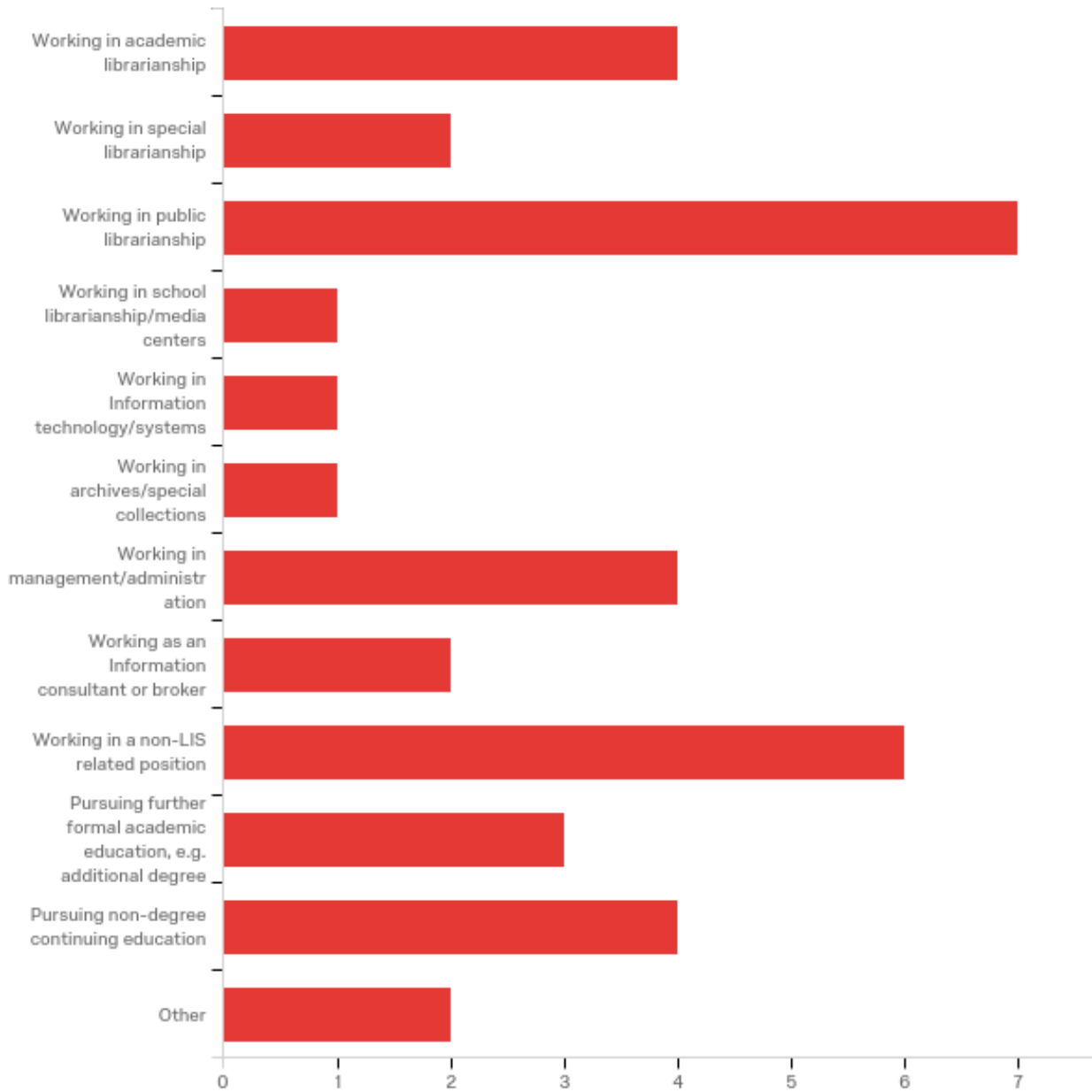
I had an appointment with Career Development and had to remind them several times that I was a graduate, not bachelor's student. They looked at my resume and had nothing to offer.

Q12 - 10. In what year did you take your first course in the program?

10. In what year did you take your first course in the program?

- 2013
- 2012
- 2013
- 2011
- 2014
- 2012
- 2013
- 2011
- 2013
- 2014
- 2013
- 2013
- 2012
- 2013

**Q18 - 11. What do you plan to be doing five years after you receive your MLIS degree?
Choose all that apply.**



#	Answer	%	Count
1	Working in academic librarianship	28.57%	4
2	Working in special librarianship	14.29%	2
3	Working in public librarianship	50.00%	7
4	Working in school librarianship/media centers	7.14%	1

5	Working in Information technology/systems	7.14%	1
6	Working in archives/special collections	7.14%	1
7	Working in management/administration	28.57%	4
8	Working as an Information consultant or broker	14.29%	2
9	Working in a non-LIS related position	42.86%	6
10	Pursuing further formal academic education, e.g. additional degree	21.43%	3
11	Pursuing non-degree continuing education	28.57%	4
12	Other	14.29%	2
	Total	100%	14

Other

Other

building a hobby farm

reading corp, MN literacy volunteer, Cancer center library at Regions hospital HCL programming volunteer, public library sub, volunteer elementary school library