

# Fall 15 entering student report

MLIS Entering Student Survey Fall 2015

Response rate 30/37 = 81%

## Q1a. Knowledge and Skills: Rate your understanding of:

Question	1 (very little)	2	3	4	5 (very much)	Total
a. The historical development of the library and information science profession.	33.33%	36.67%	20.00%	6.67%	3.33%	30
b. The contributions of key historical figures in the library and information science profession.	36.67%	40.00%	16.67%	3.33%	3.33%	30
c. The traditional functions of libraries.	3.33%	10.00%	33.33%	33.33%	20.00%	30
d. What influences the creation of knowledge and information.	16.67%	16.67%	46.67%	16.67%	3.33%	30
e. The factors affecting the current library and information environment.	0.00%	16.67%	43.33%	30.00%	10.00%	30
f. The factors that influence dissemination of knowledge and information.	6.67%	23.33%	50.00%	13.33%	6.67%	30
g. Emerging roles for libraries.	3.33%	13.33%	26.67%	40.00%	16.67%	30
h. Selection criteria for choosing materials for a library collection.	26.67%	16.67%	40.00%	16.67%	0.00%	30
i. Acquisition procedures for a library collection.	43.33%	20.00%	23.33%	10.00%	3.33%	30
j. Organizational systems for making library materials accessible.	10.00%	36.67%	36.67%	16.67%	0.00%	30
k. Storage systems for recorded knowledge.	13.33%	40.00%	30.00%	16.67%	0.00%	30
l. How libraries interact with the broader society.	6.67%	13.33%	46.67%	23.33%	10.00%	30
m. The ways libraries cooperate with one another.	3.33%	26.67%	36.67%	30.00%	3.33%	30

Field	Minimum	Maximum	Mean	Std Deviation	Variance	Count	Bottom 3 Box	Top 3 Box
a. The historical development of the library and information science profession.	1.00	5.00	2.10	1.04	1.09	30	90.00%	30.00%
b. The contributions of key historical figures in the library and information science profession.	1.00	5.00	1.97	0.98	0.97	30	93.33%	23.33%

c. The traditional functions of libraries.	1.00	5.00	3.57	1.02	1.05	30	46.67%	86.67%
d. What influences the creation of knowledge and information.	1.00	5.00	2.73	1.03	1.06	30	80.00%	66.67%
e. The factors affecting the current library and information environment.	2.00	5.00	3.33	0.87	0.76	30	60.00%	83.33%
f. The factors that influence dissemination of knowledge and information.	1.00	5.00	2.90	0.94	0.89	30	80.00%	70.00%
g. Emerging roles for libraries.	1.00	5.00	3.53	1.02	1.05	30	43.33%	83.33%
h. Selection criteria for choosing materials for a library collection.	1.00	4.00	2.47	1.06	1.12	30	83.33%	56.67%
i. Acquisition procedures for a library collection.	1.00	5.00	2.10	1.16	1.36	30	86.67%	36.67%
j. Organizational systems for making library materials accessible.	1.00	4.00	2.60	0.88	0.77	30	83.33%	53.33%
k. Storage systems for recorded knowledge.	1.00	4.00	2.50	0.92	0.85	30	83.33%	46.67%
l. How libraries interact with the broader society.	1.00	5.00	3.17	1.00	1.01	30	66.67%	80.00%
m. The ways libraries cooperate with one another.	1.00	5.00	3.03	0.91	0.83	30	66.67%	70.00%

### Q1b. Knowledge and Skills: Rate your ability to:

Question	1 (very little)	2	3	4	5 (very much)	Total
a. Organize information.	0.00%	3.33%	33.33%	50.00%	13.33%	30
b. Retrieve information resources effectively.	0.00%	13.33%	36.67%	43.33%	6.67%	30
c. Choose appropriate resources to meet information needs.	0.00%	16.67%	26.67%	43.33%	13.33%	30
d. Use information resources and recorded knowledge to answer queries.	3.33%	16.67%	33.33%	33.33%	13.33%	30
e. Identify information needs of individuals.	3.33%	16.67%	50.00%	26.67%	3.33%	30
f. Identify information needs of organizations.	6.67%	33.33%	30.00%	30.00%	0.00%	30
g. Teach others to improve their information literacy skills.	13.33%	20.00%	30.00%	33.33%	3.33%	30
h. Work effectively within the organizational structure of an institution.	0.00%	10.34%	27.59%	48.28%	13.79%	29
i. Give a professional presentation.	6.67%	10.00%	30.00%	33.33%	20.00%	30
j. Articulate a philosophy of library service based on an understanding of the history and roles of libraries in society.	20.00%	33.33%	26.67%	20.00%	0.00%	30

Field	Minimum	Maximum	Mean	Std Deviation	Variance	Count	Bottom 3 Box	Top 3 Box
a. Organize information.	2.00	5.00	3.73	0.73	0.53	30	36.67%	96.67%
b. Retrieve information resources effectively.	2.00	5.00	3.43	0.80	0.65	30	50.00%	86.67%
c. Choose appropriate resources to meet information needs.	2.00	5.00	3.53	0.92	0.85	30	43.33%	83.33%
d. Use information resources and recorded knowledge to answer queries.	1.00	5.00	3.37	1.02	1.03	30	53.33%	80.00%
e. Identify information needs of individuals.	1.00	5.00	3.10	0.83	0.69	30	70.00%	80.00%
f. Identify information needs of organizations.	1.00	4.00	2.83	0.93	0.87	30	70.00%	60.00%
g. Teach others to improve their information literacy skills.	1.00	5.00	2.93	1.09	1.20	30	63.33%	66.67%
h. Work effectively within the organizational structure of an institution.	2.00	5.00	3.66	0.84	0.71	29	37.93%	89.66%

i. Give a professional presentation.	1.00	5.00	3.50	1.12	1.25	30	46.67%	83.33%
j. Articulate a philosophy of library service based on an understanding of the history and roles of libraries in society.	1.00	4.00	2.47	1.02	1.05	30	80.00%	46.67%

## Q2. Ethics/Values: Rate your knowledge, ability and conduct.

#	Question	1 (very little)	2	3	4	5 (very much)	Total
1	a. I understand the role of the American Library Association Code of Ethics.	13.33%	16.67%	36.67%	26.67%	6.67%	30
2	b. I understand the key principles of intellectual freedom.	6.67%	10.00%	30.00%	36.67%	16.67%	30
3	c. I understand the role equal access to information plays in a democracy.	3.33%	13.33%	20.00%	36.67%	26.67%	30
4	d. I can critically evaluate alternative resolutions to ethical dilemmas.	3.33%	20.00%	36.67%	23.33%	16.67%	30
5	e. I review and discuss library ethical values on a regular basis.	40.00%	30.00%	13.33%	13.33%	3.33%	30
6	f. I speak up when I believe one of the ethical codes I hold is in danger of being violated.	3.33%	26.67%	26.67%	26.67%	16.67%	30
7	g. I apply the ethical values of librarianship routinely.	16.67%	13.33%	33.33%	26.67%	10.00%	30

Field	Minimum	Maximum	Mean	Std Deviation	Variance	Count	Bottom 3 Box	Top 3 Box
a. I understand the role of the American Library Association Code of Ethics.	1.00	5.00	2.97	1.11	1.23	30	66.67%	70.00%
b. I understand the key principles of intellectual freedom.	1.00	5.00	3.47	1.09	1.18	30	46.67%	83.33%
c. I understand the role equal access to information plays in a democracy.	1.00	5.00	3.70	1.10	1.21	30	36.67%	83.33%
d. I can critically evaluate alternative resolutions to ethical dilemmas.	1.00	5.00	3.30	1.07	1.14	30	60.00%	76.67%
e. I review and discuss library ethical values on a regular basis.	1.00	5.00	2.10	1.16	1.36	30	83.33%	30.00%
f. I speak up when I believe one of the ethical codes I hold is in danger of being violated.	1.00	5.00	3.27	1.12	1.26	30	56.67%	70.00%
g. I apply the ethical values of librarianship routinely.	1.00	5.00	3.00	1.21	1.47	30	63.33%	70.00%

### Q3. Diversity: Rate your knowledge, ability and conduct.

#	Question	1 (very little)	2	3	4	5 (very much)	Total
1	a. I can identify various kinds of institutional discrimination such as discrimination based on gender, age, race, disability, sexuality.	3.33%	0.00%	30.00%	40.00%	26.67%	30
2	b. I understand the impact of prejudicial attitudes and behaviors on library services.	6.67%	3.33%	20.00%	50.00%	20.00%	30
3	c. I understand my own biases in working with users and how these biases affect my treatment of people.	0.00%	3.33%	20.00%	66.67%	10.00%	30
4	d. I work effectively in a cross-cultural environment.	0.00%	3.33%	13.33%	43.33%	40.00%	30
5	e. I work to eliminate inequities in library and information services.	16.67%	10.00%	33.33%	26.67%	13.33%	30
6	f. I can articulate a philosophy of library service based on an understanding of the needs and profile of the user community.	16.67%	20.00%	33.33%	23.33%	6.67%	30

Field	Minimum	Maximum	Mean	Std Deviation	Variance	Count	Bottom 3 Box	Top 3 Box
a. I can identify various kinds of institutional discrimination such as discrimination based on gender, age, race, disability, sexuality.	1.00	5.00	3.87	0.92	0.85	30	33.33%	96.67%
b. I understand the impact of prejudicial attitudes and behaviors on library services.	1.00	5.00	3.73	1.03	1.06	30	30.00%	90.00%
c. I understand my own biases in working with users and how these biases affect my treatment of people.	2.00	5.00	3.83	0.64	0.41	30	23.33%	96.67%
d. I work effectively in a cross-cultural environment.	2.00	5.00	4.20	0.79	0.63	30	16.67%	96.67%
e. I work to eliminate inequities in library and information services.	1.00	5.00	3.10	1.25	1.56	30	60.00%	73.33%
f. I can articulate a philosophy of library service based on an understanding of the needs and profile of the user community.	1.00	5.00	2.83	1.16	1.34	30	70.00%	63.33%

#### Q4. Technology: Rate your knowledge of the following.

#	Question	1 (very little)	2	3	4	5 (very much)	Total
1	a. How computerized library systems are structured and organized.	20.00%	23.33%	36.67%	20.00%	0.00%	30
2	b. How library databases are structured and organized.	17.24%	27.59%	37.93%	17.24%	0.00%	29
3	c. Uses of information and communications technology in library and information settings.	6.67%	26.67%	43.33%	20.00%	3.33%	30
4	d. Uses of assistive technology in library and information settings.	23.33%	33.33%	33.33%	10.00%	0.00%	30
5	e. How to apply technology consistent with professional ethics, laws and democratic principles.	20.00%	43.33%	33.33%	3.33%	0.00%	30
6	f. Choosing appropriate technologies to meet organizational needs.	16.67%	36.67%	26.67%	20.00%	0.00%	30
7	g. Evaluating the impact and efficacy of technology-based products and services.	20.00%	30.00%	36.67%	13.33%	0.00%	30
8	h. Principles of web site design, usability and accessibility.	26.67%	33.33%	20.00%	13.33%	6.67%	30
9	i. Issues and trends regarding the role of technology and the Internet in library and information services.	10.00%	26.67%	33.33%	30.00%	0.00%	30
10	j. How to communicate effectively online.	0.00%	10.00%	23.33%	36.67%	30.00%	30

Field	Minimum	Maximum	Mean	Std Deviation	Variance	Count	Bottom 3 Box	Top 3 Box
a. How computerized library systems are structured and organized.	1.00	4.00	2.57	1.02	1.05	30	80.00%	56.67%
b. How library databases are structured and organized.	1.00	4.00	2.55	0.97	0.94	29	82.76%	55.17%
c. Uses of information and communications technology in library and information settings.	1.00	5.00	2.87	0.92	0.85	30	76.67%	66.67%
d. Uses of assistive technology in library and information settings.	1.00	4.00	2.30	0.94	0.88	30	90.00%	43.33%
e. How to apply technology consistent with professional ethics, laws and democratic	1.00	4.00	2.20	0.79	0.63	30	96.67%	36.67%

principles.									
f. Choosing appropriate technologies to meet organizational needs.	1.00	4.00	2.50	0.99	0.98	30	80.00%	46.67%	
g. Evaluating the impact and efficacy of technology-based products and services.	1.00	4.00	2.43	0.96	0.91	30	86.67%	50.00%	
h. Principles of web site design, usability and accessibility.	1.00	5.00	2.40	1.20	1.44	30	80.00%	40.00%	
i. Issues and trends regarding the role of technology and the Internet in library and information services.	1.00	4.00	2.83	0.97	0.94	30	70.00%	63.33%	
j. How to communicate effectively online.	2.00	5.00	3.87	0.96	0.92	30	33.33%	90.00%	



**Q5. Research: Rate your knowledge of the following.**

#	Question	1 (very little)	2	3	4	5 (very much)	Total
1	a. Using library reference sources to find current research articles on a specific topic.	0.00%	10.00%	16.67%	46.67%	26.67%	30
2	b. Analyzing research articles and narrative documents to identify critical issues related to library practice.	0.00%	26.67%	30.00%	30.00%	13.33%	30
3	c. Judging the appropriateness of a research project's design.	6.67%	26.67%	26.67%	23.33%	16.67%	30
4	d. Simple statistics (means, frequency tables, and graphs).	6.67%	16.67%	13.33%	36.67%	26.67%	30
5	e. Identifying and using measurement tools to evaluate library effectiveness.	16.67%	23.33%	50.00%	10.00%	0.00%	30
6	f. Developing and carrying out a practice-focused research project (problem formulation, data collection and analysis, and reporting/dissemination).	16.67%	20.00%	33.33%	16.67%	13.33%	30
7	g. The ethical issues involved in research with human subjects.	10.00%	16.67%	33.33%	30.00%	10.00%	30
8	h. The limitations and problems of conducting research on human behavior.	10.00%	16.67%	26.67%	36.67%	10.00%	30

Field	Minimum	Maximum	Mean	Std Deviation	Variance	Count	Bottom 3 Box	Top 3 Box
a. Using library reference sources to find current research articles on a specific topic.	2.00	5.00	3.90	0.91	0.82	30	26.67%	90.00%
b. Analyzing research articles and narrative documents to identify critical issues related to library practice.	2.00	5.00	3.30	1.00	1.01	30	56.67%	73.33%
c. Judging the appropriateness of a research project's design.	1.00	5.00	3.17	1.19	1.41	30	60.00%	66.67%
d. Simple statistics (means, frequency tables, and graphs).	1.00	5.00	3.60	1.23	1.51	30	36.67%	76.67%
e. Identifying and using measurement tools to evaluate library effectiveness.	1.00	4.00	2.53	0.88	0.78	30	90.00%	60.00%
f. Developing and carrying out a practice-focused research project (problem formulation, data collection and analysis,	1.00	5.00	2.90	1.25	1.56	30	70.00%	63.33%

and reporting/dissemination.								
g. The ethical issues involved in research with human subjects.	1.00	5.00	3.13	1.12	1.25	30	60.00%	73.33%
h. The limitations and problems of conducting research on human behavior.	1.00	5.00	3.20	1.14	1.29	30	53.33%	73.33%

**Q6. Leadership: Rate your knowledge, ability and conduct.**

#	Question	1 (very little)	2	3	4	5 (very much)	Total
1	a. I know my specific leadership strengths and limitations.	3.33%	6.67%	23.33%	56.67%	10.00%	30
2	b. I work effectively in a team environment.	0.00%	3.33%	26.67%	46.67%	23.33%	30
3	c. I can influence others to act.	0.00%	13.33%	33.33%	43.33%	10.00%	30
4	d. I am able to advocate effectively for libraries and information centers.	13.33%	16.67%	36.67%	33.33%	0.00%	30
5	e. I know when to challenge the status quo.	10.00%	13.33%	36.67%	33.33%	6.67%	30
6	f. I can determine an effective way to initiate organizational change.	6.67%	23.33%	30.00%	33.33%	6.67%	30

Field	Minimum	Maximum	Mean	Std Deviation	Variance	Count	Bottom 3 Box	Top 3 Box
a. I know my specific leadership strengths and limitations.	1.00	5.00	3.63	0.87	0.77	30	33.33%	90.00%
b. I work effectively in a team environment.	2.00	5.00	3.90	0.79	0.62	30	30.00%	96.67%
c. I can influence others to act.	2.00	5.00	3.50	0.85	0.72	30	46.67%	86.67%
d. I am able to advocate effectively for libraries and information centers.	1.00	4.00	2.90	1.01	1.02	30	66.67%	70.00%
e. I know when to challenge the status quo.	1.00	5.00	3.13	1.06	1.12	30	60.00%	76.67%
f. I can determine an effective way to initiate organizational change.	1.00	5.00	3.10	1.04	1.09	30	60.00%	70.00%

## Q7. Professionalism: Rate your conduct.

#	Question	1 (very little)	2	3	4	5 (very much)	Total
1	a. I set and implement short-term and long-term professional development goals.	0.00%	13.33%	30.00%	30.00%	26.67%	30
2	b. I routinely evaluate my need for continued professional learning.	0.00%	10.00%	10.00%	50.00%	30.00%	30
3	c. I participate in training to improve my knowledge and skills in librarianship and information science.	16.67%	10.00%	6.67%	40.00%	26.67%	30
4	d. I read professional library journals as a regular practice.	50.00%	30.00%	13.33%	3.33%	3.33%	30
5	e. I follow online discussions on topics related to library and information science.	30.00%	33.33%	26.67%	0.00%	10.00%	30
6	f. I am active in a professional library or information science organization.	58.62%	10.34%	20.69%	0.00%	10.34%	29

Field	Minimum	Maximum	Mean	Std Deviation	Variance	Count	Bottom 3 Box	Top 3 Box
a. I set and implement short-term and long-term professional development goals.	2.00	5.00	3.70	1.00	1.01	30	43.33%	86.67%
b. I routinely evaluate my need for continued professional learning.	2.00	5.00	4.00	0.89	0.80	30	20.00%	90.00%
c. I participate in training to improve my knowledge and skills in librarianship and information science.	1.00	5.00	3.50	1.41	1.98	30	33.33%	73.33%
d. I read professional library journals as a regular practice.	1.00	5.00	1.80	1.01	1.03	30	93.33%	20.00%
e. I follow online discussions on topics related to library and information science.	1.00	5.00	2.27	1.18	1.40	30	90.00%	36.67%
f. I am active in a professional library or information science organization.	1.00	5.00	1.93	1.31	1.72	29	89.66%	31.03%

### Q8. What is your age range?

#	Answer	%	Count
1	Under 30	72.41%	21
2	30-39	20.69%	6
3	40-49	3.45%	1
4	50 or over	3.45%	1
	Total	100%	29

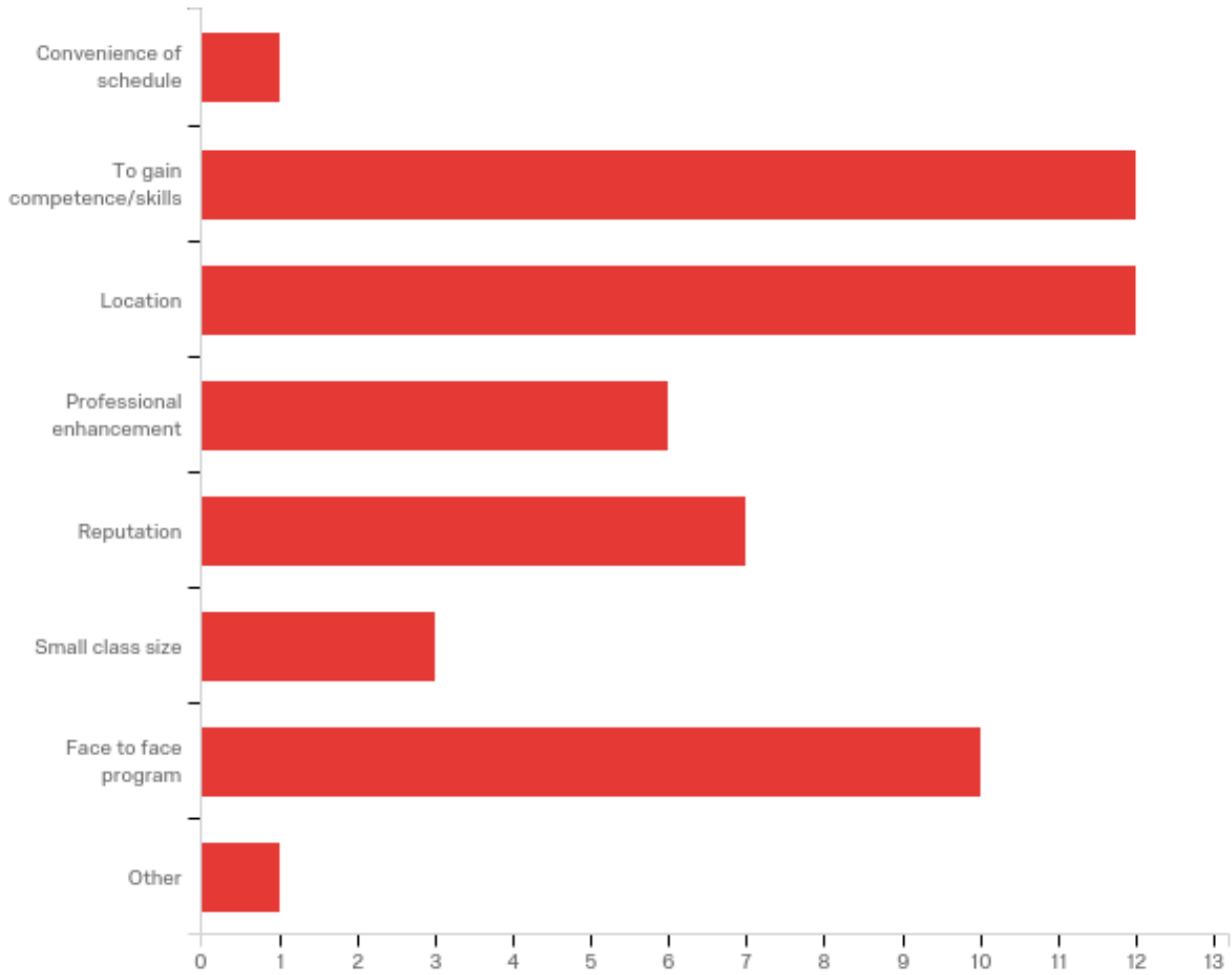
Field	Minimum	Maximum	Mean	Std Deviation	Variance	Count	Bottom 3 Box	Top 3 Box
8. What is your age range?	1.00	4.00	1.38	0.72	0.51	29	96.55%	27.59%

**Q9. How many years of library experience (as an employee or volunteer) do you have as you begin the MLIS program?**

#	Answer	%	Count
1	None	36.67%	11
2	Less than 6 months	6.67%	2
3	6 months - 1 year	23.33%	7
4	More than 1 year - 3 years	16.67%	5
5	More than 3 years - 5 years	3.33%	1
6	More than 5 years	13.33%	4
	Total	100%	30

Field	Minimum	Maximum	Mean	Std Deviation	Variance	Count	Bottom 3 Box	Top 3 Box
9. How many years of library experience (as an employee or volunteer) do you have as you begin the MLIS program?	1.00	6.00	2.83	1.73	3.01	30	66.67%	33.33%

**Q10. What was your primary reason for coming to this MLIS program?**



#	Answer	%	Count
1	Convenience of schedule	3.33%	1
2	To gain competence/skills	40.00%	12
3	Location	40.00%	12
4	Professional enhancement	20.00%	6
5	Reputation	23.33%	7
6	Small class size	10.00%	3
7	Face to face program	33.33%	10
8	Other	3.33%	1
	Total	100%	30

Other

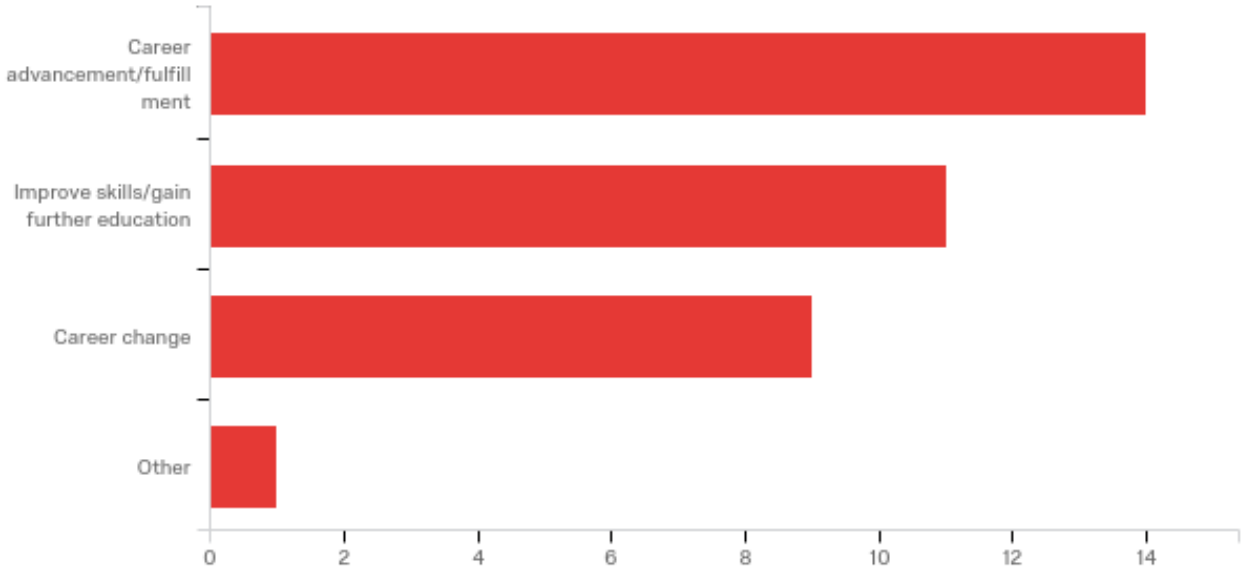
Other

---

ALA accredited



**Q11. What is your primary reason for wanting an MLIS degree?**



#	Answer	%	Count
1	Career advancement/fulfillment	46.67%	14
2	Improve skills/gain further education	36.67%	11
3	Career change	30.00%	9
4	Other	3.33%	1
	Total	100%	30

Other

Other

---

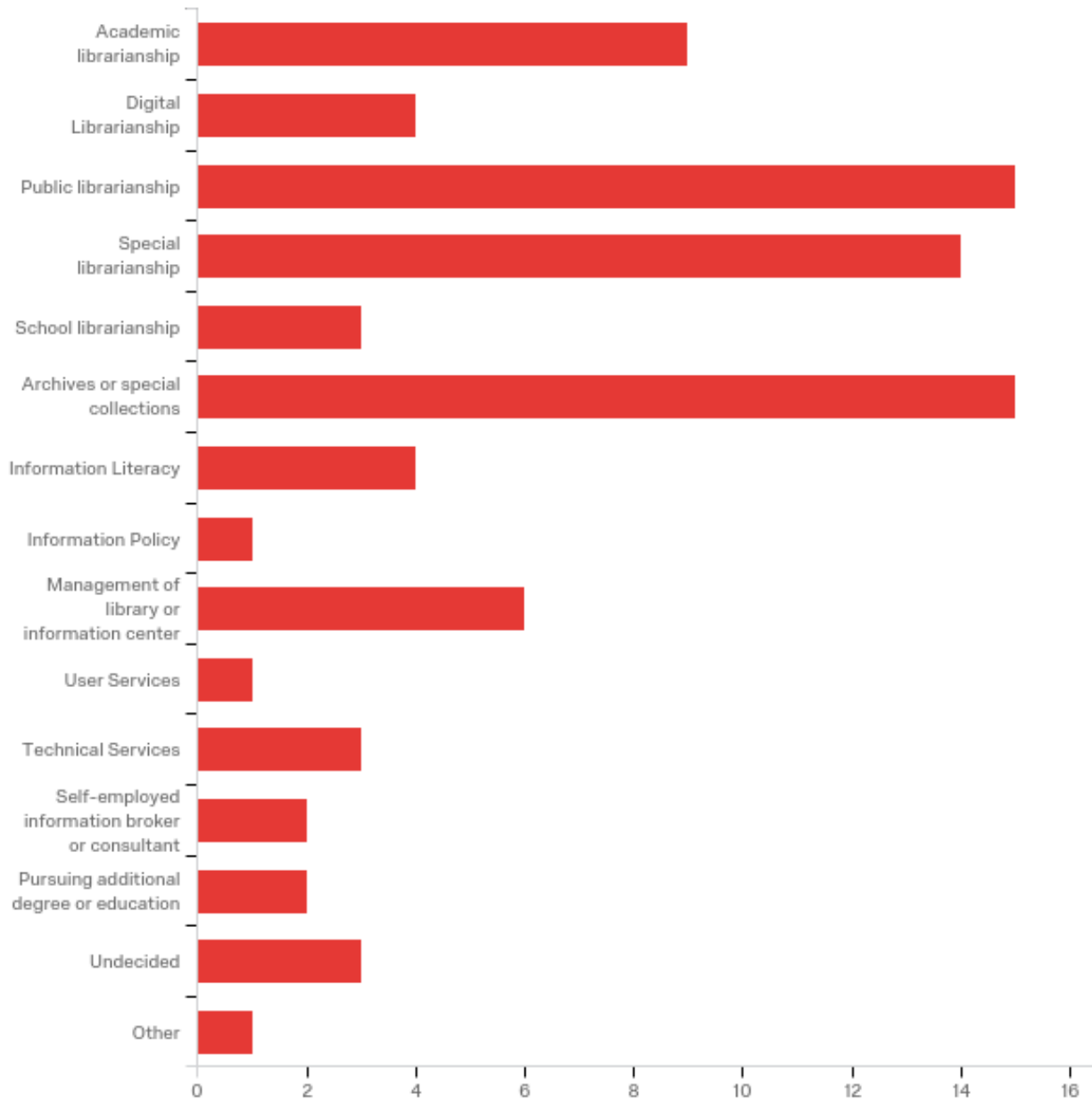
Additional skills/services to offer existing clients

**Q12. At present, what is your work commitment?**

#	Answer	%	Count
1	Full-time	36.67%	11
2	Part-time (1 job only)	30.00%	9
3	Part-time (more than one job)	16.67%	5
4	Not employed/not seeking employment	3.33%	1
5	Seeking employment	13.33%	4
	Total	100%	30

Field	Minimum	Maximum	Mean	Std Deviation	Variance	Count	Bottom 3 Box	Top 3 Box
12. At present, what is your work commitment?	1.00	5.00	2.27	1.34	1.80	30	83.33%	33.33%

**Q13. What do you plan to be doing five years after you receive your MLIS degree? Choose all that apply.**



#	Answer	%	Count
1	Academic librarianship	30.00%	9
2	Digital Librarianship	13.33%	4
3	Public librarianship	50.00%	15
4	Special librarianship	46.67%	14

5	School librarianship	10.00%	3
6	Archives or special collections	50.00%	15
7	Information Literacy	13.33%	4
8	Information Policy	3.33%	1
9	Management of library or information center	20.00%	6
10	User Services	3.33%	1
11	Technical Services	10.00%	3
12	Self-employed information broker or consultant	6.67%	2
13	Pursuing additional degree or education	6.67%	2
14	Undecided	10.00%	3
15	Other	3.33%	1
	Total	100%	30

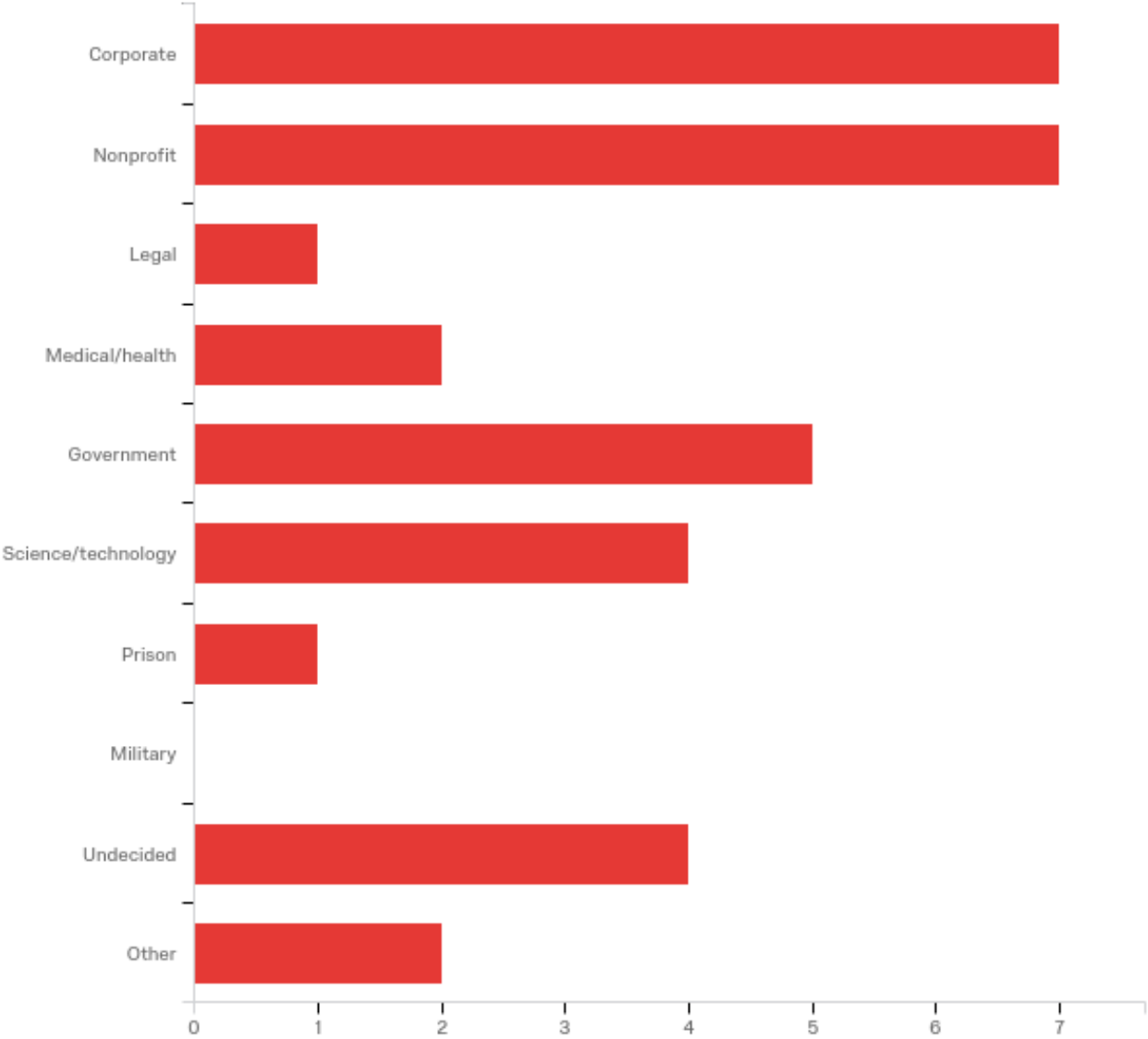
Other

Other

---

Editor/Media archives

**Q14. If planning to be working as a special librarian in five years, in which type of organization do you see yourself working? Choose all that apply, i.e. corporate legal.**



#	Answer	%	Count
1	Corporate	41.18%	7
2	Nonprofit	41.18%	7
3	Legal	5.88%	1
4	Medical/health	11.76%	2
5	Government	29.41%	5
6	Science/technology	23.53%	4

7	Prison	5.88%	1
8	Military	0.00%	0
9	Undecided	23.53%	4
10	Other	11.76%	2
	Total	100%	17

Other

Other

---

Music

---

news, museum

# Spring 2016 entering student report

MLIS Entering Student Survey Spring 2016

Response rate: 11/14=79%

## Q1a. Knowledge and Skills: Rate your understanding of:

Question	1 (very little)	2	3	4	5 (very much)	Total
a. The historical development of the library and information science profession.	27.27%	45.45%	9.09%	18.18%	0.00%	11
b. The contributions of key historical figures in the library and information science profession.	18.18%	54.55%	0.00%	27.27%	0.00%	11
c. The traditional functions of libraries.	0.00%	0.00%	54.55%	36.36%	9.09%	11
d. What influences the creation of knowledge and information.	9.09%	27.27%	45.45%	18.18%	0.00%	11
e. The factors affecting the current library and information environment.	0.00%	18.18%	36.36%	45.45%	0.00%	11
f. The factors that influence dissemination of knowledge and information.	9.09%	9.09%	63.64%	18.18%	0.00%	11
g. Emerging roles for libraries.	0.00%	27.27%	18.18%	54.55%	0.00%	11
h. Selection criteria for choosing materials for a library collection.	18.18%	36.36%	36.36%	9.09%	0.00%	11
i. Acquisition procedures for a library collection.	18.18%	36.36%	45.45%	0.00%	0.00%	11
j. Organizational systems for making library materials accessible.	9.09%	27.27%	45.45%	18.18%	0.00%	11
k. Storage systems for recorded knowledge.	27.27%	9.09%	63.64%	0.00%	0.00%	11
l. How libraries interact with the broader society.	9.09%	18.18%	18.18%	54.55%	0.00%	11
m. The ways libraries cooperate with one another.	9.09%	9.09%	54.55%	27.27%	0.00%	11

Field	Minimum	Maximum	Mean	Std Deviation	Variance	Count	Bottom 3 Box	Top 3 Box
a. The historical development of the library and information science profession.	1.00	4.00	2.18	1.03	1.06	11	81.82%	27.27%
b. The contributions of key historical figures in the library and information science profession.	1.00	4.00	2.36	1.07	1.14	11	72.73%	27.27%

c. The traditional functions of libraries.	3.00	5.00	3.55	0.66	0.43	11	54.55%	100.00%
d. What influences the creation of knowledge and information.	1.00	4.00	2.73	0.86	0.74	11	81.82%	63.64%
e. The factors affecting the current library and information environment.	2.00	4.00	3.27	0.75	0.56	11	54.55%	81.82%
f. The factors that influence dissemination of knowledge and information.	1.00	4.00	2.91	0.79	0.63	11	81.82%	81.82%
g. Emerging roles for libraries.	2.00	4.00	3.27	0.86	0.74	11	45.45%	72.73%
h. Selection criteria for choosing materials for a library collection.	1.00	4.00	2.36	0.88	0.78	11	90.91%	45.45%
i. Acquisition procedures for a library collection.	1.00	3.00	2.27	0.75	0.56	11	100.00%	45.45%
j. Organizational systems for making library materials accessible.	1.00	4.00	2.73	0.86	0.74	11	81.82%	63.64%
k. Storage systems for recorded knowledge.	1.00	3.00	2.36	0.88	0.78	11	100.00%	63.64%
l. How libraries interact with the broader society.	1.00	4.00	3.18	1.03	1.06	11	45.45%	72.73%
m. The ways libraries cooperate with one another.	1.00	4.00	3.00	0.85	0.73	11	72.73%	81.82%



### Q1b. Knowledge and Skills: Rate your ability to:

#	Question	1 (very little)	2	3	4	5 (very much)	Total
1	a. Organize information.	0.00%	9.09%	27.27%	45.45%	18.18%	11
2	b. Retrieve information resources effectively.	0.00%	9.09%	18.18%	63.64%	9.09%	11
3	c. Choose appropriate resources to meet information needs.	0.00%	18.18%	18.18%	54.55%	9.09%	11
4	d. Use information resources and recorded knowledge to answer queries.	9.09%	9.09%	27.27%	45.45%	9.09%	11
5	e. Identify information needs of individuals.	0.00%	18.18%	36.36%	36.36%	9.09%	11
6	f. Identify information needs of organizations.	18.18%	9.09%	45.45%	18.18%	9.09%	11
7	g. Teach others to improve their information literacy skills.	0.00%	27.27%	18.18%	45.45%	9.09%	11
8	h. Work effectively within the organizational structure of an institution.	9.09%	0.00%	36.36%	45.45%	9.09%	11
9	i. Give a professional presentation.	0.00%	9.09%	27.27%	45.45%	18.18%	11
10	j. Articulate a philosophy of library service based on an understanding of the history and roles of libraries in society.	9.09%	27.27%	36.36%	18.18%	9.09%	11

Field	Minimum	Maximum	Mean	Std Deviation	Variance	Count	Bottom 3 Box	Top 3 Box
a. Organize information.	2.00	5.00	3.73	0.86	0.74	11	36.36%	90.91%
b. Retrieve information resources effectively.	2.00	5.00	3.73	0.75	0.56	11	27.27%	90.91%
c. Choose appropriate resources to meet information needs.	2.00	5.00	3.55	0.89	0.79	11	36.36%	81.82%
d. Use information resources and recorded knowledge to answer queries.	1.00	5.00	3.36	1.07	1.14	11	45.45%	81.82%
e. Identify information needs of individuals.	2.00	5.00	3.36	0.88	0.78	11	54.55%	81.82%
f. Identify information needs of organizations.	1.00	5.00	2.91	1.16	1.36	11	72.73%	72.73%
g. Teach others to improve their information literacy skills.	2.00	5.00	3.36	0.98	0.96	11	45.45%	72.73%
h. Work effectively within the organizational structure of an institution.	1.00	5.00	3.45	0.99	0.98	11	45.45%	90.91%

i. Give a professional presentation.	2.00	5.00	3.73	0.86	0.74	11	36.36%	90.91%
j. Articulate a philosophy of library service based on an understanding of the history and roles of libraries in society.	1.00	5.00	2.91	1.08	1.17	11	72.73%	63.64%

## Q2. Ethics/Values: Rate your knowledge, ability and conduct.

#	Question	1 (very little)	2	3	4	5 (very much)	Total
1	a. I understand the role of the American Library Association Code of Ethics.	0.00%	18.18%	36.36%	36.36%	9.09%	11
2	b. I understand the key principles of intellectual freedom.	0.00%	0.00%	27.27%	54.55%	18.18%	11
3	c. I understand the role equal access to information plays in a democracy.	0.00%	0.00%	9.09%	72.73%	18.18%	11
4	d. I can critically evaluate alternative resolutions to ethical dilemmas.	0.00%	9.09%	27.27%	45.45%	18.18%	11
5	e. I review and discuss library ethical values on a regular basis.	9.09%	45.45%	36.36%	9.09%	0.00%	11
6	f. I speak up when I believe one of the ethical codes I hold is in danger of being violated.	0.00%	18.18%	36.36%	36.36%	9.09%	11
7	g. I apply the ethical values of librarianship routinely.	9.09%	9.09%	27.27%	45.45%	9.09%	11

Field	Minimum	Maximum	Mean	Std Deviation	Variance	Count	Bottom 3 Box	Top 3 Box
a. I understand the role of the American Library Association Code of Ethics.	2.00	5.00	3.36	0.88	0.78	11	54.55%	81.82%
b. I understand the key principles of intellectual freedom.	3.00	5.00	3.91	0.67	0.45	11	27.27%	100.00%
c. I understand the role equal access to information plays in a democracy.	3.00	5.00	4.09	0.51	0.26	11	9.09%	100.00%
d. I can critically evaluate alternative resolutions to ethical dilemmas.	2.00	5.00	3.73	0.86	0.74	11	36.36%	90.91%
e. I review and discuss library ethical values on a regular basis.	1.00	4.00	2.45	0.78	0.61	11	90.91%	45.45%
f. I speak up when I believe one of the ethical codes I hold is in danger of being violated.	2.00	5.00	3.36	0.88	0.78	11	54.55%	81.82%
g. I apply the ethical values of librarianship routinely.	1.00	5.00	3.36	1.07	1.14	11	45.45%	81.82%

### Q3. Diversity: Rate your knowledge, ability and conduct.

#	Question	1 (very little)	2	3	4	5 (very much)	Total
1	a. I can identify various kinds of institutional discrimination such as discrimination based on gender, age, race, disability, sexuality.	0.00%	0.00%	18.18%	45.45%	36.36%	11
2	b. I understand the impact of prejudicial attitudes and behaviors on library services.	0.00%	0.00%	18.18%	54.55%	27.27%	11
3	c. I understand my own biases in working with users and how these biases affect my treatment of people.	0.00%	0.00%	45.45%	27.27%	27.27%	11
4	d. I work effectively in a cross-cultural environment.	0.00%	0.00%	18.18%	45.45%	36.36%	11
5	e. I work to eliminate inequities in library and information services.	0.00%	0.00%	36.36%	45.45%	18.18%	11
6	f. I can articulate a philosophy of library service based on an understanding of the needs and profile of the user community.	0.00%	18.18%	54.55%	9.09%	18.18%	11

Field	Minimum	Maximum	Mean	Std Deviation	Variance	Count	Bottom 3 Box	Top 3 Box
a. I can identify various kinds of institutional discrimination such as discrimination based on gender, age, race, disability, sexuality.	3.00	5.00	4.18	0.72	0.51	11	18.18%	100.00%
b. I understand the impact of prejudicial attitudes and behaviors on library services.	3.00	5.00	4.09	0.67	0.45	11	18.18%	100.00%
c. I understand my own biases in working with users and how these biases affect my treatment of people.	3.00	5.00	3.82	0.83	0.69	11	45.45%	100.00%
d. I work effectively in a cross-cultural environment.	3.00	5.00	4.18	0.72	0.51	11	18.18%	100.00%
e. I work to eliminate inequities in library and information services.	3.00	5.00	3.82	0.72	0.51	11	36.36%	100.00%
f. I can articulate a philosophy of library service based on an understanding of the needs and profile of the user community.	2.00	5.00	3.27	0.96	0.93	11	72.73%	81.82%

#### Q4. Technology: Rate your knowledge of the following.

#	Question	1 (very little)	2	3	4	5 (very much)	Total
1	a. How computerized library systems are structured and organized.	18.18%	9.09%	54.55%	18.18%	0.00%	11
2	b. How library databases are structured and organized.	18.18%	9.09%	45.45%	18.18%	9.09%	11
3	c. Uses of information and communications technology in library and information settings.	18.18%	0.00%	36.36%	36.36%	9.09%	11
4	d. Uses of assistive technology in library and information settings.	9.09%	27.27%	45.45%	9.09%	9.09%	11
5	e. How to apply technology consistent with professional ethics, laws and democratic principles.	18.18%	0.00%	45.45%	36.36%	0.00%	11
6	f. Choosing appropriate technologies to meet organizational needs.	20.00%	10.00%	40.00%	30.00%	0.00%	10
7	g. Evaluating the impact and efficacy of technology-based products and services.	18.18%	9.09%	36.36%	36.36%	0.00%	11
8	h. Principles of web site design, usability and accessibility.	18.18%	45.45%	18.18%	18.18%	0.00%	11
9	i. Issues and trends regarding the role of technology and the Internet in library and information services.	0.00%	36.36%	36.36%	27.27%	0.00%	11
10	j. How to communicate effectively online.	0.00%	9.09%	27.27%	27.27%	36.36%	11

Field	Minimum	Maximum	Mean	Std Deviation	Variance	Count	Bottom 3 Box	Top 3 Box
a. How computerized library systems are structured and organized.	1.00	4.00	2.73	0.96	0.93	11	81.82%	72.73%
b. How library databases are structured and organized.	1.00	5.00	2.91	1.16	1.36	11	72.73%	72.73%
c. Uses of information and communications technology in library and information settings.	1.00	5.00	3.18	1.19	1.42	11	54.55%	81.82%
d. Uses of assistive technology in library and information settings.	1.00	5.00	2.82	1.03	1.06	11	81.82%	63.64%
e. How to apply technology consistent with professional ethics, laws and democratic principles.	1.00	4.00	3.00	1.04	1.09	11	63.64%	81.82%
f. Choosing appropriate	1.00	4.00	2.80	1.08	1.16	10	70.00%	70.00%

technologies to meet organizational needs.								
g. Evaluating the impact and efficacy of technology-based products and services.	1.00	4.00	2.91	1.08	1.17	11	63.64%	72.73%
h. Principles of web site design, usability and accessibility.	1.00	4.00	2.36	0.98	0.96	11	81.82%	36.36%
i. Issues and trends regarding the role of technology and the Internet in library and information services.	2.00	4.00	2.91	0.79	0.63	11	72.73%	63.64%
j. How to communicate effectively online.	2.00	5.00	3.91	1.00	0.99	11	36.36%	90.91%

**Q5. Research: Rate your knowledge of the following.**

#	Question	1 (very little)	2	3	4	5 (very much)	Total
1	a. Using library reference sources to find current research articles on a specific topic.	9.09%	9.09%	27.27%	36.36%	18.18%	11
2	b. Analyzing research articles and narrative documents to identify critical issues related to library practice.	0.00%	0.00%	36.36%	45.45%	18.18%	11
3	c. Judging the appropriateness of a research project's design.	9.09%	9.09%	36.36%	27.27%	18.18%	11
4	d. Simple statistics (means, frequency tables, and graphs).	0.00%	9.09%	36.36%	45.45%	9.09%	11
5	e. Identifying and using measurement tools to evaluate library effectiveness.	0.00%	9.09%	54.55%	27.27%	9.09%	11
6	f. Developing and carrying out a practice-focused research project (problem formulation, data collection and analysis, and reporting/dissemination).	9.09%	27.27%	27.27%	27.27%	9.09%	11
7	g. The ethical issues involved in research with human subjects.	0.00%	18.18%	45.45%	18.18%	18.18%	11
8	h. The limitations and problems of conducting research on human behavior.	0.00%	18.18%	36.36%	27.27%	18.18%	11

Field	Minimum	Maximum	Mean	Std Deviation	Variance	Count	Bottom 3 Box	Top 3 Box
a. Using library reference sources to find current research articles on a specific topic.	1.00	5.00	3.45	1.16	1.34	11	45.45%	81.82%
b. Analyzing research articles and narrative documents to identify critical issues related to library practice.	3.00	5.00	3.82	0.72	0.51	11	36.36%	100.00%
c. Judging the appropriateness of a research project's design.	1.00	5.00	3.36	1.15	1.32	11	54.55%	81.82%
d. Simple statistics (means, frequency tables, and graphs).	2.00	5.00	3.55	0.78	0.61	11	45.45%	90.91%
e. Identifying and using measurement tools to evaluate library effectiveness.	2.00	5.00	3.36	0.77	0.60	11	63.64%	90.91%
f. Developing and carrying out a practice-focused research project (problem formulation, data collection and analysis, and reporting/dissemination).	1.00	5.00	3.00	1.13	1.27	11	63.64%	63.64%
g. The ethical issues involved in research with human	2.00	5.00	3.36	0.98	0.96	11	63.64%	81.82%

subjects.

h. The limitations and problems of conducting research on human behavior.	2.00	5.00	3.45	0.99	0.98	11	54.55%	81.82%
---	------	------	------	------	------	----	--------	--------



**Q6. Leadership: Rate your knowledge, ability and conduct.**

#	Question	1 (very little)	2	3	4	5 (very much)	Total
1	a. I know my specific leadership strengths and limitations.	0.00%	0.00%	18.18%	54.55%	27.27%	11
2	b. I work effectively in a team environment.	0.00%	0.00%	27.27%	36.36%	36.36%	11
3	c. I can influence others to act.	0.00%	9.09%	18.18%	54.55%	18.18%	11
4	d. I am able to advocate effectively for libraries and information centers.	0.00%	0.00%	36.36%	27.27%	36.36%	11
5	e. I know when to challenge the status quo.	0.00%	9.09%	27.27%	36.36%	27.27%	11
6	f. I can determine an effective way to initiate organizational change.	0.00%	36.36%	18.18%	27.27%	18.18%	11

Field	Minimum	Maximum	Mean	Std Deviation	Variance	Count	Bottom 3 Box	Top 3 Box
a. I know my specific leadership strengths and limitations.	3.00	5.00	4.09	0.67	0.45	11	18.18%	100.00%
b. I work effectively in a team environment.	3.00	5.00	4.09	0.79	0.63	11	27.27%	100.00%
c. I can influence others to act.	2.00	5.00	3.82	0.83	0.69	11	27.27%	90.91%
d. I am able to advocate effectively for libraries and information centers.	3.00	5.00	4.00	0.85	0.73	11	36.36%	100.00%
e. I know when to challenge the status quo.	2.00	5.00	3.82	0.94	0.88	11	36.36%	90.91%
f. I can determine an effective way to initiate organizational change.	2.00	5.00	3.27	1.14	1.29	11	54.55%	63.64%

### Q7. Professionalism: Rate your conduct.

#	Question	1 (very little)	2	3	4	5 (very much)	Total
1	a. I set and implement short-term and long-term professional development goals.	9.09%	9.09%	36.36%	18.18%	27.27%	11
2	b. I routinely evaluate my need for continued professional learning.	9.09%	0.00%	36.36%	27.27%	27.27%	11
3	c. I participate in training to improve my knowledge and skills in librarianship and information science.	0.00%	9.09%	45.45%	27.27%	18.18%	11
4	d. I read professional library journals as a regular practice.	36.36%	45.45%	18.18%	0.00%	0.00%	11
5	e. I follow online discussions on topics related to library and information science.	27.27%	18.18%	36.36%	9.09%	9.09%	11
6	f. I am active in a professional library or information science organization.	45.45%	18.18%	18.18%	9.09%	9.09%	11

Field	Minimum	Maximum	Mean	Std Deviation	Variance	Count	Bottom 3 Box	Top 3 Box
a. I set and implement short-term and long-term professional development goals.	1.00	5.00	3.45	1.23	1.52	11	54.55%	81.82%
b. I routinely evaluate my need for continued professional learning.	1.00	5.00	3.64	1.15	1.32	11	45.45%	90.91%
c. I participate in training to improve my knowledge and skills in librarianship and information science.	2.00	5.00	3.55	0.89	0.79	11	54.55%	90.91%
d. I read professional library journals as a regular practice.	1.00	3.00	1.82	0.72	0.51	11	100.00%	18.18%
e. I follow online discussions on topics related to library and information science.	1.00	5.00	2.55	1.23	1.52	11	81.82%	54.55%
f. I am active in a professional library or information science organization.	1.00	5.00	2.18	1.34	1.79	11	81.82%	36.36%

### Q8. What is your age range?

#	Answer	%	Count
1	Under 30	63.64%	7
2	30-39	18.18%	2
3	40-49	18.18%	2
4	50 or over	0.00%	0
	Total	100%	11

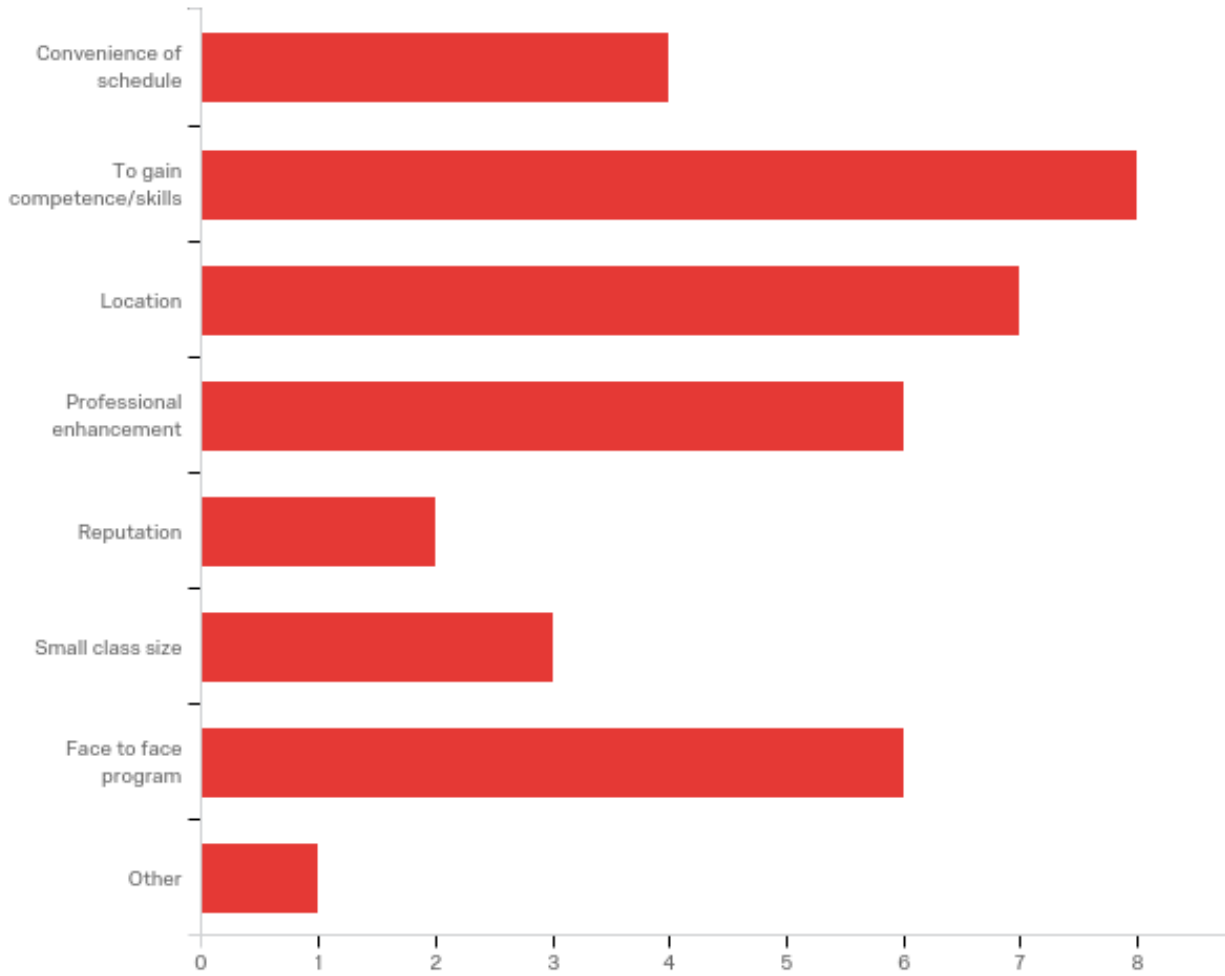
Field	Minimum	Maximum	Mean	Std Deviation	Variance	Count	Bottom 3 Box	Top 3 Box
8. What is your age range?	1.00	3.00	1.55	0.78	0.61	11	100.00%	36.36%

**Q9. How many years of library experience (as an employee or volunteer) do you have as you begin the MLIS program?**

#	Answer	%	Count
1	None	9.09%	1
2	Less than 6 months	0.00%	0
3	6 months - 1 year	27.27%	3
4	More than 1 year - 3 years	54.55%	6
5	More than 3 years - 5 years	9.09%	1
6	More than 5 years	0.00%	0
	Total	100%	11

Field	Minimum	Maximum	Mean	Std Deviation	Variance	Count	Bottom 3 Box	Top 3 Box
9. How many years of library experience (as an employee or volunteer) do you have as you begin the MLIS program?	1.00	5.00	3.55	0.99	0.98	11	36.36%	63.64%

**Q10. What was your primary reason for coming to this MLIS program?**



#	Answer	%	Count
1	Convenience of schedule	36.36%	4
2	To gain competence/skills	72.73%	8
3	Location	63.64%	7
4	Professional enhancement	54.55%	6
5	Reputation	18.18%	2
6	Small class size	27.27%	3
7	Face to face program	54.55%	6
8	Other	9.09%	1
	Total	100%	11

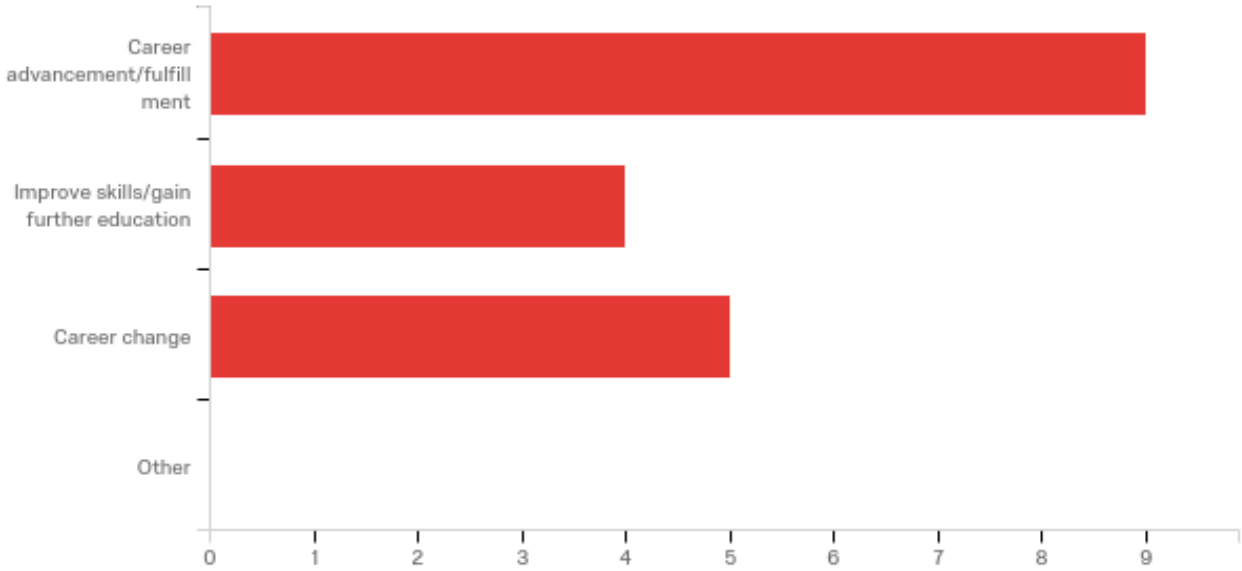
Other

Other

---

Cost

**Q11. What is your primary reason for wanting an MLIS degree?**



#	Answer	%	Count
1	Career advancement/fulfillment	81.82%	9
2	Improve skills/gain further education	36.36%	4
3	Career change	45.45%	5
4	Other	0.00%	0
	Total	100%	11

Other  
Other

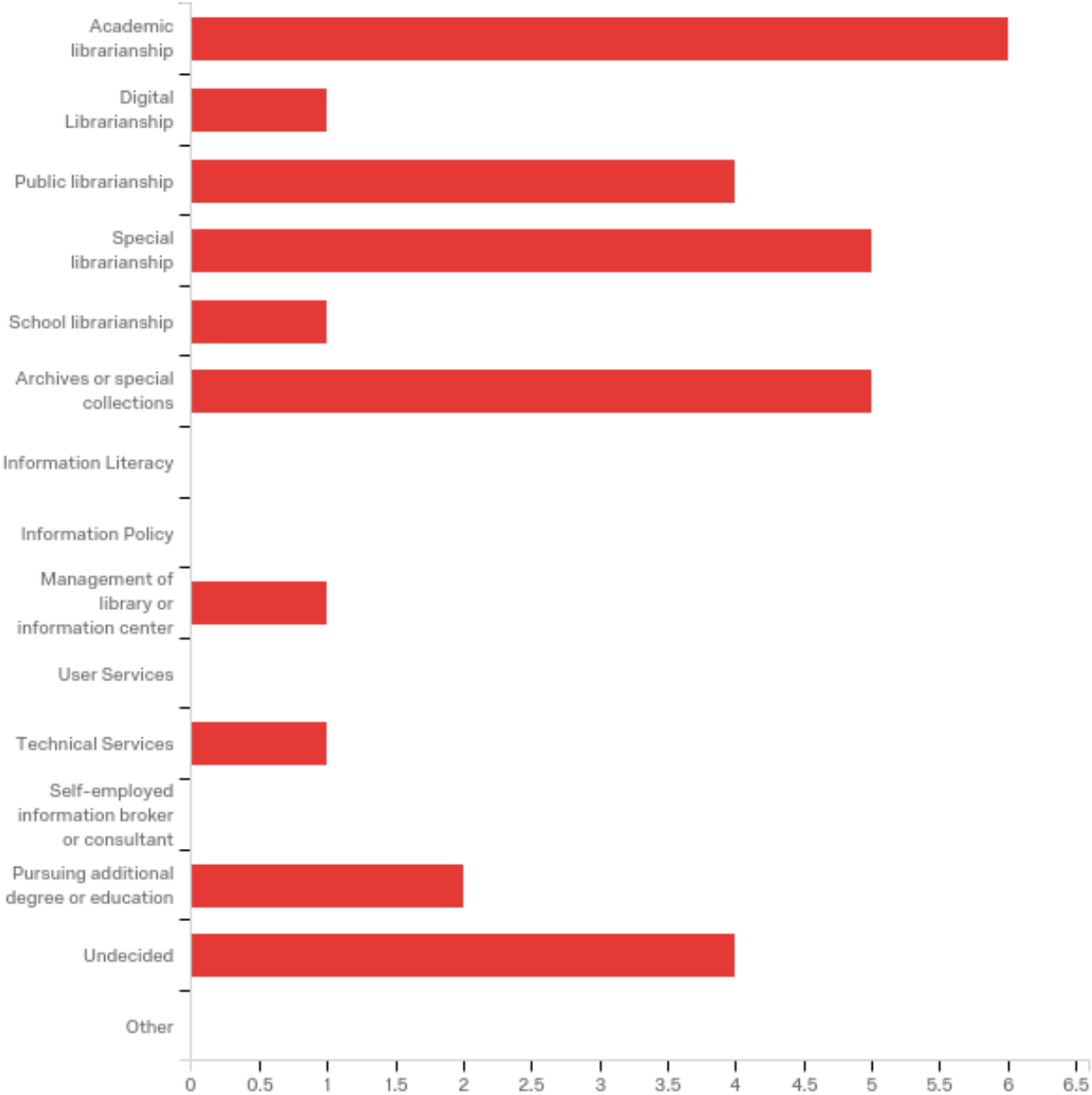
**Q12. At present, what is your work commitment?**

#	Answer	%	Count
1	Full-time	54.55%	6
2	Part-time (1 job only)	18.18%	2
3	Part-time (more than one job)	0.00%	0
4	Not employed/not seeking employment	0.00%	0
5	Seeking employment	27.27%	3
	Total	100%	11

Field	Minimum	Maximum	Mean	Std Deviation	Variance	Count	Bottom 3 Box	Top 3 Box
12. At present, what is your work commitment?	1.00	5.00	2.27	1.71	2.93	11	72.73%	27.27%



**Q13. What do you plan to be doing five years after you receive your MLIS degree? Choose all that apply.**



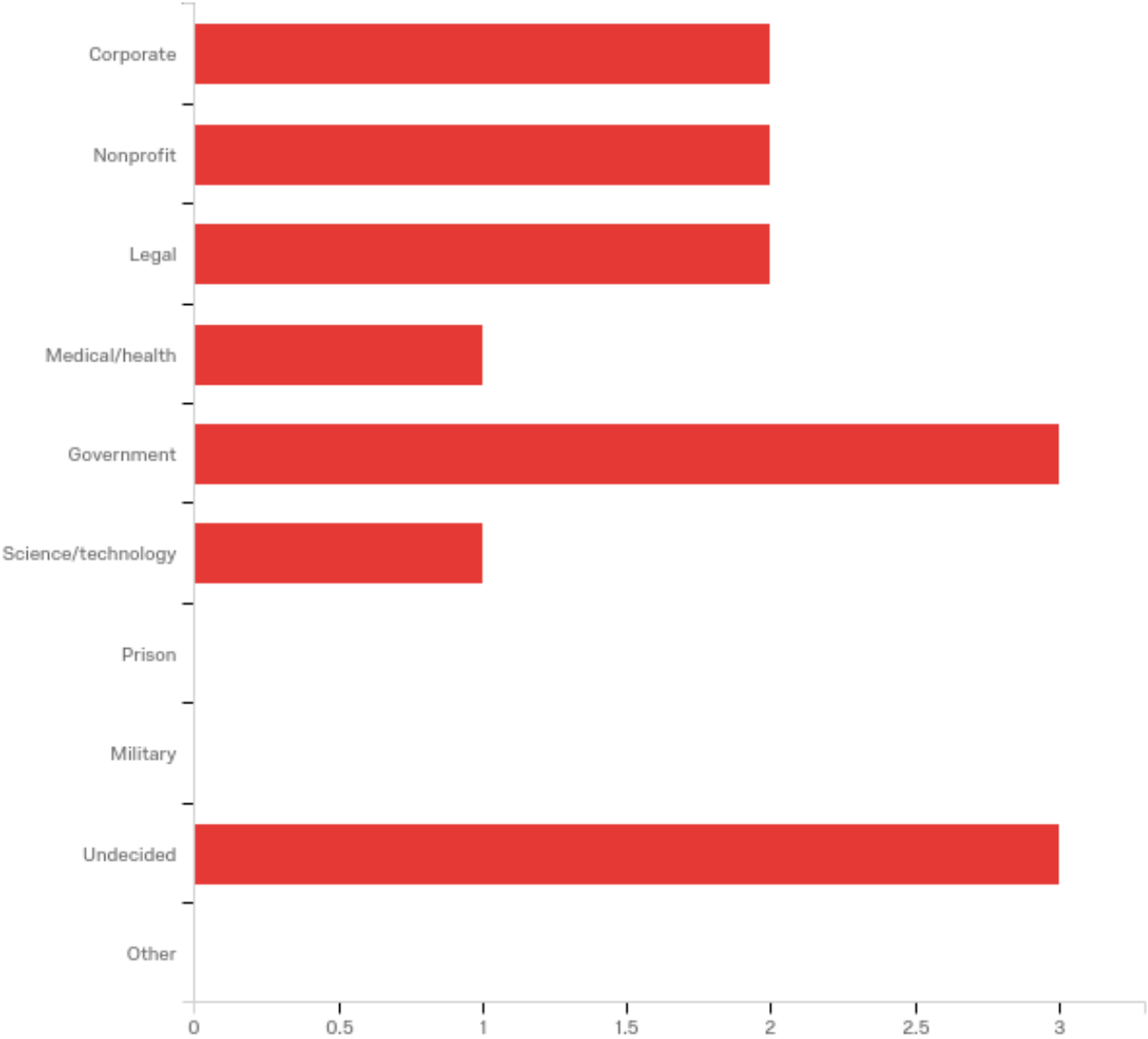
#	Answer	%	Count
1	Academic librarianship	54.55%	6
2	Digital Librarianship	9.09%	1
3	Public librarianship	36.36%	4
4	Special librarianship	45.45%	5

5	School librarianship	9.09%	1
6	Archives or special collections	45.45%	5
7	Information Literacy	0.00%	0
8	Information Policy	0.00%	0
9	Management of library or information center	9.09%	1
10	User Services	0.00%	0
11	Technical Services	9.09%	1
12	Self-employed information broker or consultant	0.00%	0
13	Pursuing additional degree or education	18.18%	2
14	Undecided	36.36%	4
15	Other	0.00%	0
	Total	100%	11

Other

Other

**Q14. If planning to be working as a special librarian in five years, in which type of organization do you see yourself working? Choose all that apply, i.e. corporate legal.**



#	Answer	%	Count
1	Corporate	33.33%	2
2	Nonprofit	33.33%	2
3	Legal	33.33%	2
4	Medical/health	16.67%	1
5	Government	50.00%	3
6	Science/technology	16.67%	1

7	Prison	0.00%	0
8	Military	0.00%	0
9	Undecided	50.00%	3
10	Other	0.00%	0
	Total	100%	6

Other

Other