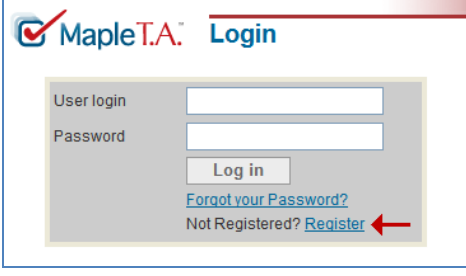
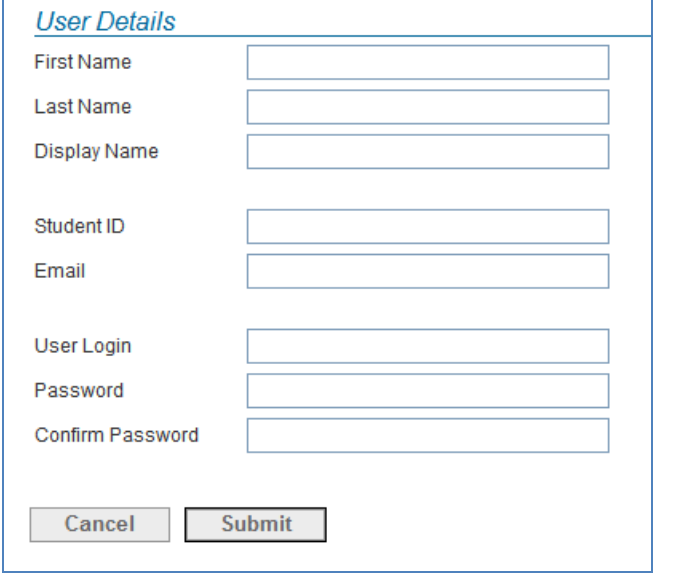
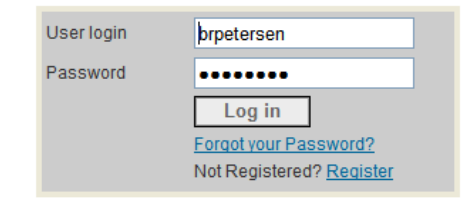
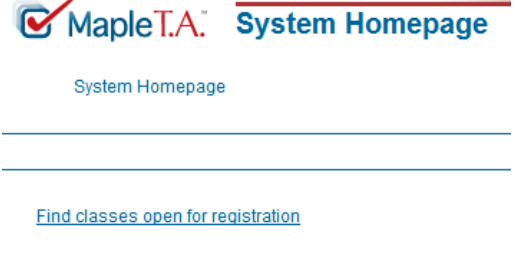


# Instructions for the Math Placement Assessment

- The math placement assessment is timed.
- You will need at least 45 minutes when you can work without interruption.
- You will need scratch paper and pencil.
- Be sure to click the **Grade** button to submit your results at the end of the test.

<p>1. First, you must click the link to <a href="#">Register</a> into the system (see red arrow)</p>	
<p>2. To <a href="#">Register</a> fill in all of the fields as directed and click <b>Submit</b></p>	
<p>3. The User login and Password you just set up are automatically entered. All you have to do is click on <b>Log in</b>.</p>	<p><b>The profile was successfully created. You may now login.</b></p> 
<p>4. Next, you have to “Find classes open for registration.” Simply click on the link.</p>	

5. Place a check in the box opposite “Online Math Placement.”  
Then click **Register**.

*Classes with open registration*

	Class Name
<input checked="" type="checkbox"/>	Online Math Placement

6. Click **Confirm**.

You are enrolling as a student on the following classes:

**Online Math Placement**

7. Click “Online Math Placement.”

▼ **Classes I Am Taking**

Class Name	Instructor
<a href="#">Online Math Placement</a> ←	Jennifer Larsen

8. Now choose a link for the appropriate [Practice Placement](#) to learn how to navigate the program.

**Online Math Placement**  
*The College of St. Catherine*  
 Jennifer Larsen ([jenniferlarsen@stkate.edu](mailto:jenniferlarsen@stkate.edu))

---

Select the link for an assignment to begin:

Assignment Name	Points	Type	Availability	
<a href="#">Practice Placement Basic Skills</a>	10.0	Practice	1/21/09 4:18 PM - 1/31/09 4:18 PM	
<a href="#">Practice Placement Algebra</a>	10.0	Practice	1/21/09 3:43 PM - 1/31/09 3:43 PM	
<a href="#">Basic Skills Placement</a>	10.0	Homework/Quiz	1/14/09 5:43 PM - 1/31/09 5:43 PM	<a href="#">policies</a>

**Make sure you PRACTICE FIRST! →**

9. Practice using the tools marked in **Blue**. When you have completed the practice, you may take the assessment.

Back	Next	Question Menu	Grade	Help	Quit & Save
Back	Return to previous question.				
Next	Advance to next question.				
Question Menu	Navigate to any question that you want to work on next.				
Grade	<b>You must click this Grade button when you are all done!</b>				
Quit & Save	Click this <b>ONLY</b> after you click the GRADE button!!!!				