



What is NetLibrary?

NetLibrary is a service that lets you access eBooks, which are electronic full-text copies of published printed books. Unlike the printed books on our shelves, you can access these eBooks even when the library is closed.



What's in our NetLibrary eBook collection?

Our NetLibrary eBook collection is a combination of more than 12,500 titles purchased by the CLIC and MINITEX library consortia. It consists mostly of scholarly monographs and reference materials, as well as some free public domain titles.

How do I access NetLibrary?

First method: Through the Library's website

1. Go to the library's homepage: <http://library.stkate.edu>
2. Go to [Find Books](#) and select [E-books](#)
3. Select [Go to NetLibrary](#)

Second Method: Through CLICnet

1. Go to CLICnet: <http://clinet.clic.edu>
2. Search by keyword, author, title, subject, or other criteria.

You can recognize eBooks on the results list by these two indicators.

[From many lands \[electronic resource\]](#) / edited by Deepa Narayan, Patti Petesch.
Washington, DC : A copublication of Oxford University Press and the World Bank, c2002.

Augsburg, Bethel Sem SD, Bethel Sem SOE, Bethel Sem SP, Bethel U, Concordia, Hamline Bush, Hamline Law, Macalester, Northwestern, St. Catherine-Mpls., St. Catherine-St.Paul, St. Thomas-Ireland, St. Thomas-Keffer, St. Thomas-Law, St. Thomas-Music, St. Thomas-OSF

Click to Save



Tell Me More

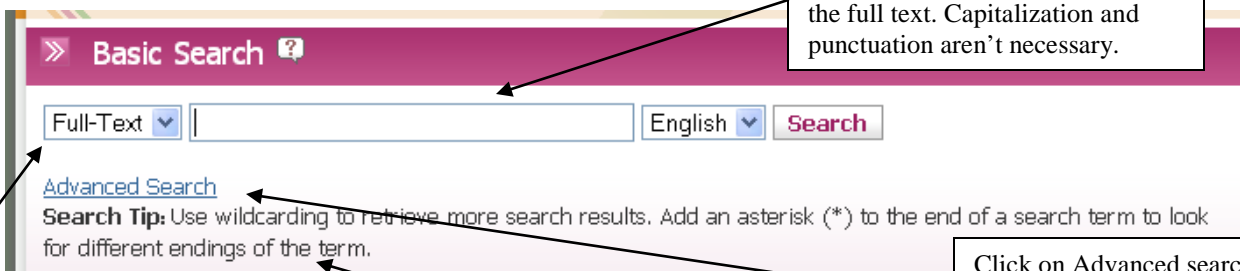
3. Please note that this method requires that you create a free NetLibrary account (see below).

Do I need a NetLibrary account?

You need a free NetLibrary account if you wish to do any of the following:

- Access eBooks through CLICnet from off campus
- Access NetLibrary from off campus without connecting through the Library's website
- Use the personalization features in NetLibrary (create your own favorites and notes)

Finding eBooks in NetLibrary



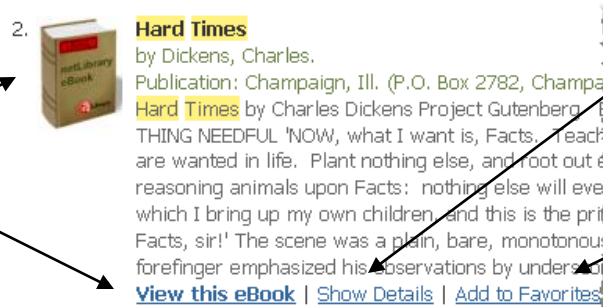
Use the Basic search to search for keywords, title, author or word in the full text. Capitalization and punctuation aren't necessary.

Note that you default to searching the whole content of books, not just keywords.

Great tip!

Click on Advanced search to formulate more complex statements and to add more limiters to your search.

Viewing eBooks



To view the book, click on the image or "View this eBook."

Show Details to see publisher information, ISBN and other information.

Add to Favorites to be able to access it quickly in the future. This option requires a NetLibrary account – see above.

While viewing an eBook, a variety of useful tools are available:




Look up a word in the *American Heritage Dictionary*, or look up a word in an encyclopedia, search engine or atlas through Knowledge Tools

You can make your own notations to refer to later in Notes. This requires a free NetLibrary account – see above.

Search for words in the content of the book, including table of contents, text, chapter headings, and index (if the book has one.)

Getting Help—Three methods

1. Select the [Help](#) link that appears at the top of many NetLibrary screens.
2. Select the  icon that appears next to the feature you're trying to use.
3. Ask a reference librarian for assistance. Stop by the Reference Desk or call us at 651-690-6652.